

Osool & Bakheet Parallel Market Trading Equity Fund
Fact Sheet monthly | July 2025



Fund Objective

The fund mainly invests in companies that are listed in Saudi "Nomu - Parallel Market". In addition, the fund manager is allowed to invest a maximum of 50% of the fund's net assets value in small and medium cap companies' shares that are listed in main market. Besides, fund can invest in units of listed public funds that are licensed by Saudi Capital Market Authority. In addition to the ability of investing available cash in term deposits in Saudi Riyal in licensed Saudi banks, where all investments to be compatible with Shariah guidelines that approved by the fund's Shariah committee.

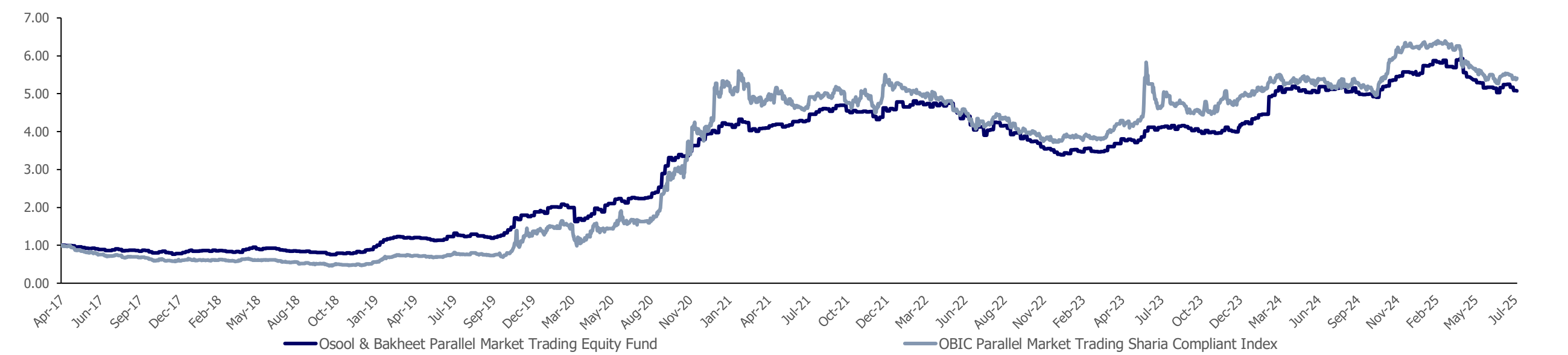
Fund Info	Value	%
Total Expense Ratio	1,595,557.21	7.16%
Leverage Ratio	N/A	0.00%
Dealing Fees	5,077.11	0.02%
Fund Manager Investments	4,716,627.25	21.15%
Dividends	N/A	0.00%
Total Units	4.39 M	
Total Net Asset	22.30 M	
Ownership	Equity	Usufruct Rights
	100%	0%

Funds Facts	
Fund size (SAR)	22.30 M
Fund inception date	05/04/2017
Inception Unit Price (SAR)	1.00
Unit Price as the end of the month (SAR)	5.08
Change in Unit price %	407.66%
Change in Unit price (Compared to previous month)	-1.66%
Benchmark	OBIC Parallel Market Trading Sharia Compliant Index
Currency	SAR
Risk Profile	High
Fund Type	Open Ended

Performance			
	Fund	Benchmark	Alpha
1 Month	-1.66%	-0.84%	▼ (0.82%)
3 Month	-6.53%	-6.09%	▼ (0.44%)
YTD	-9.07%	-12.91%	▲ 3.84%
1Year	-1.61%	1.29%	▼ (2.90%)
3 Years	25.29%	28.24%	▼ (2.95%)
5 Years	127.02%	229.88%	▼ (102.86%)

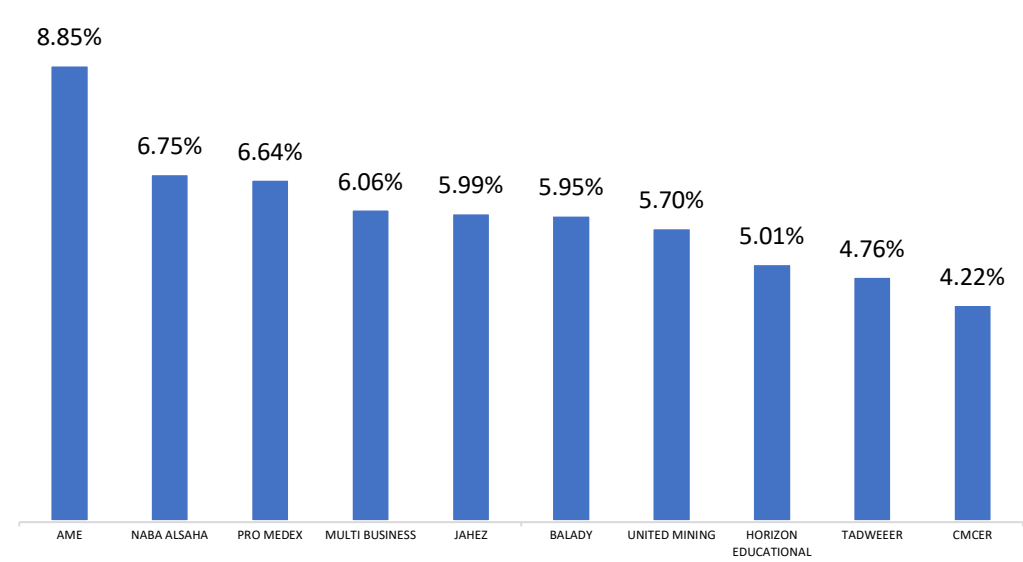
Fund Statistics					
	STDEV	Sharpe Indicator	Beta	Tracking Error	Information Ratio
1 Month	3.72%	-1.99	0.95	1.17%	-0.71
3 Month	4.99%	-2.44	0.70	3.36%	-0.13
YTD	10.51%	-1.39	0.87	6.80%	0.57
1 Year	13.23%	-0.54	0.63	10.29%	-0.28
3 Years	23.98%	0.82	0.39	29.66%	-0.10
5 Years	36.64%	3.36	0.36	50.16%	-2.05

Fund Performance



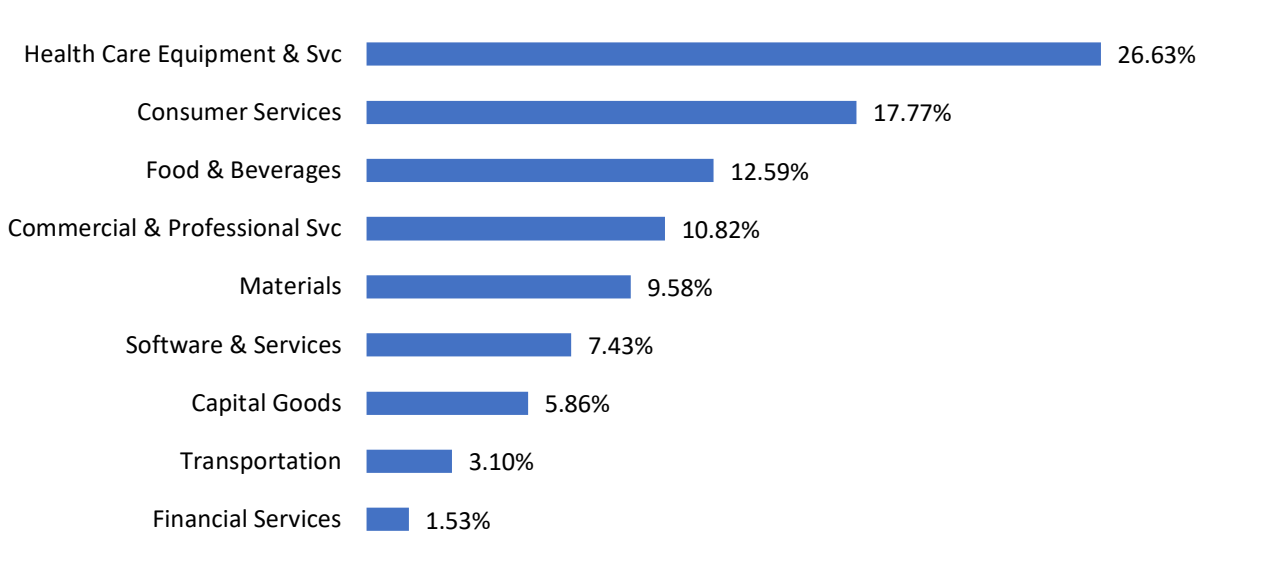
Top 10 Positions

As beginning of the period



Sector Exposure

As beginning of the period



P.O.Box 63764 Info@obic.com.sa www.obic.com.sa F. +966 11 419 1899 T. +966 920028287 Saudi Arabia - Riyadh 11526
Saudi Listed Joint Stock Company, Paid-up Capital SAR 81Million, based in Riyadh CMA License 08126-07, CR:1010219805, RCC: 167366

Disclaimer: Osool & Bakheet Investment Company "OBIC" has made the best efforts to ensure that data collected hereby is true and accurate, even though, "OBIC" does not guarantee this information nor indemnify any unintentional error involved. The information mentioned here is not considered an advertisement for Osool & Bakheet products, nor does it offer an advice to buy, sell, or commit any investment actions. Investing in equities or any other investment instruments linked to equities, such as mutual funds, involves high volatility reflecting high degree of risk and therefore we recommend to always consult with a qualified financial advisor before investing in these instruments. In addition, we would like to note that the historical performance for any financial instruments or the benchmark does not reflect and could not be considered as a guide for the future performance, and OBIC does not guarantee that this performance will repeat or be the same in the future. To get the Terms and Conditions and see all the details related to Osool & Bakheet Investment company funds and products