

Fund Objective

The Fund's primary objective is to maximize capital growth by achieving a positive return versus its benchmark while minimizing potential risks through investing in Saudi Joint stock companies that are compliant with Sharia criteria. In addition, the fund manager is allowed to invest a maximum of 30% of the fund's net assets value in the Real estate investment funds and maximum of 30% of the fund's net assets value in companies that are listed in Saudi "Nomu Parallel Market".

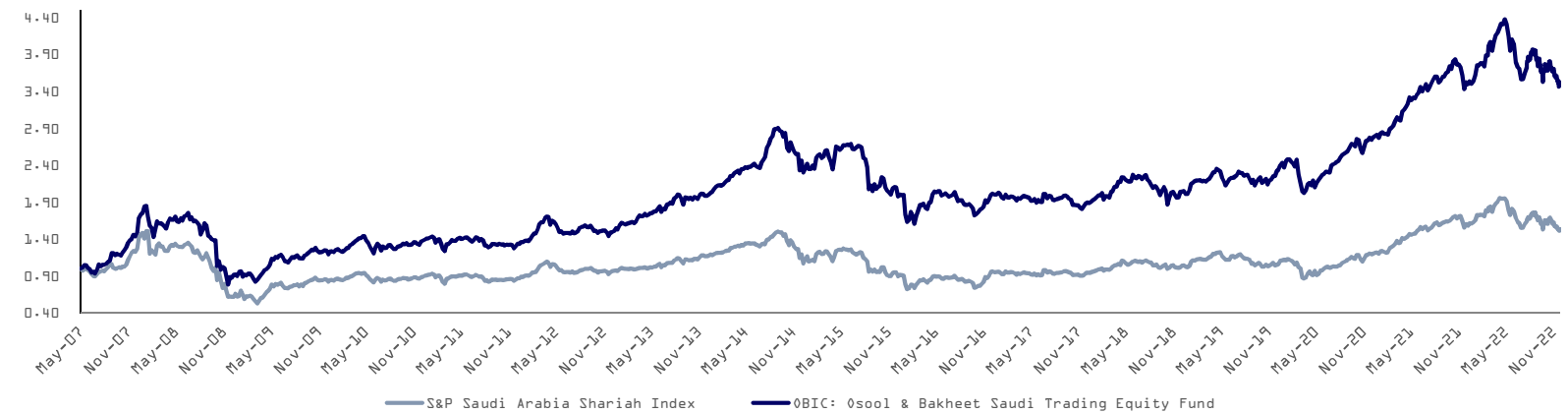
| Funds Info | Fund | % |
|--------------------------|---------|-----------------|
| Total Expense Ratio | 72744 | 0.40% |
| Leverage Ratio | NA | 0.00% |
| Dealing Fees | 7752 | 0.04% |
| Fund Manager Investments | NA | 0.00% |
| Dividends | NA | 0.00% |
| Total Units | 5.16 M | |
| Total Net Asset | 18.17 M | |
| Ownership | Equity | Usufruct Rights |
| | 100% | 0% |

| Funds Facts | |
|----------------------------|--------------------------------|
| Fund size (SAR) | 18.17 M |
| Fund inception date | 06/05/2007 |
| Inception Unit Price (SAR) | 1.00 |
| Unit Price (SAR) | 3.52 |
| Change in Unit price (%) | 252% |
| Benchmark | S&P Saudi Arabia Shariah Index |
| Currency | SAR |
| Risk Profile | High |
| Fund Type | Open Ended |

| | Performance | | | |
|---------|-------------|-----------|---|-------|
| | Fund | Benchmark | | Alpha |
| 1 Month | -5.81% | -6.82% | ▲ | 1.0% |
| 3 Month | -11.36% | -11.93% | ▲ | 0.6% |
| YTD | -1.12% | -5.39% | ▲ | 4.3% |
| 1Year | 0.81% | -0.77% | ▲ | 1.6% |
| 3 Years | 55.48% | 47.07% | ▲ | 8.4% |
| 5 Years | 86.78% | 65.96% | ▲ | 20.8% |

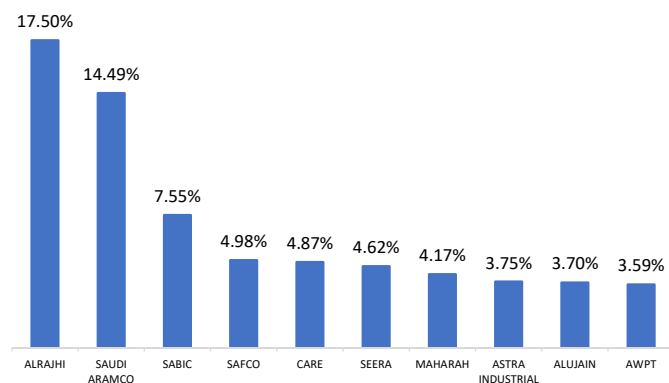
| | Fund Statistics | | | | |
|---------|-----------------|------------------|------|----------------|-------------------|
| | STDEV | Sharpe Indicator | Beta | Tracking Error | Information Ratio |
| 1 Month | 2.67% | -3.95 | 0.96 | 1.40% | 0.36 |
| 3 Month | 5.83% | -2.71 | 1.10 | 2.15% | 0.53 |
| YTD | 11.93% | -0.33 | 1.05 | 4.88% | 0.47 |
| 1 Year | 12.36% | -0.15 | 1.06 | 5.06% | -0.09 |
| 3 Years | 23.10% | 2.33 | 1.06 | 17.72% | 0.95 |
| 5 Years | 27.61% | 3.07 | 1.05 | 21.67% | 1.44 |

Fund Performance



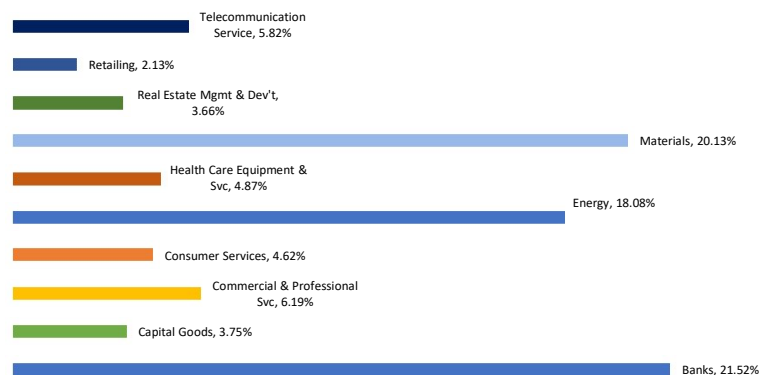
Top 10 Positions

As beginning of the period



Sector Exposure

As beginning of the period



P.O.Box 63762 Info@obic.com.sa www.obic.com.sa

F. +966 11 419 1899

T. +966 11 419 175

Saudi Arabia - Riyadh 11526

Saudi Joint Stock Company, Paid up Capital SAR 60 Million, based in Riyadh CMA License 08126-07, CR:1010219805, RCC: 167366

Disclaimer: Osool & Bakheet Investment Company "OBIC" has made the best efforts to ensure that data collected hereby is true and accurate, even though, "OBIC" does not guarantee this information nor indemnify any unintentional error involved. The information mentioned here is not considered an advertisement for Osool & Bakheet products, nor does it offer an advice to buy, sell, or commit any investment actions. Investing in equities or any other investment instruments linked to equities, such as mutual funds, involves high volatility reflecting high degree of risk and therefore we recommend to always consult with a qualified financial advisor before investing in these instruments. In addition, we would like to note that the historical performance for any financial instruments or the benchmark does not reflect and could not be considered as a guide for the future performance, and OBIC does not guarantee that this performance will repeat or be the same in the future. To get the Terms and Conditions and see all the details related to Osool & Bakheet Investment company funds and products

