

## Osool & Bakheet IPO Trading Fund Sharia Compliant

Fact Sheet Quarterly | 1st Quarter 2025

### Fund Objective

The Fund's primary objective is to maximize capital growth by achieving a positive return versus its benchmark while minimizing potential risks. The Fund mainly invests in initial public offerings of shares of Saudi joint companies during the first five years of trading or the last 20 listed companies. In addition, the fund manager is allowed to invest maximum 50% of the fund's net assets value in SMCs stocks and maximum of 30% of the fund's net assets value in the REITs and maximum of 30% of the fund's net assets value in companies that are listed in Saudi "Nomu Parallel Market", where all investments to be compatible with Shariah guidelines that approved by the fund's Shariah committee.

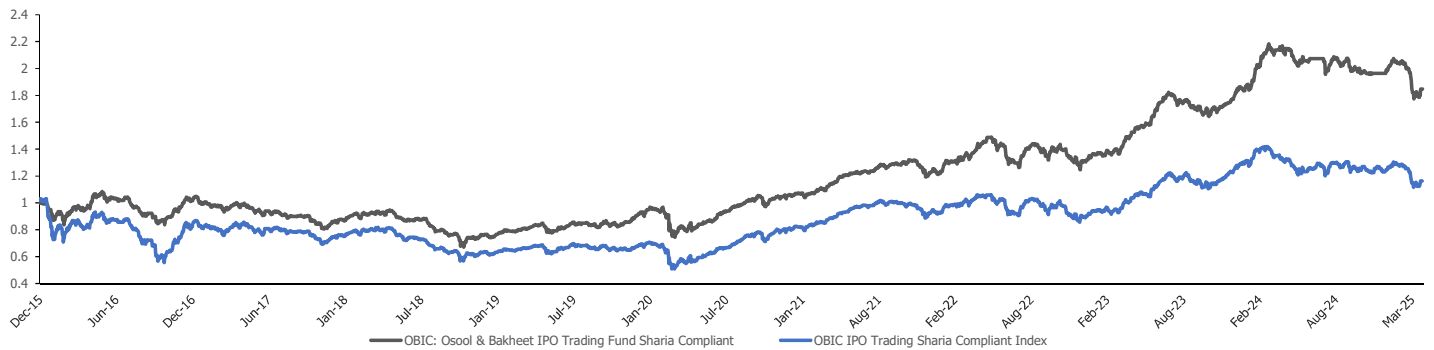
Fund Info	Value	%
Total Expense Ratio	11,757.39	0.26%
Leverage Ratio	N/A	0.00%
Dealing Fees	1032.00	0.02%
Fund Manager Investments	N/A	0.00%
Dividends	N/A	0.00%
Total Units	2.45 M	
Total Net Asset	4.53 M	
Ownership	Equity	Usufruct Rights
	100%	0%

Funds Facts	
Fund size (SAR)	4.53 M
Fund inception date	15/12/2015
Inception Unit Price (SAR)	1.00
Unit Price as the end of the Quarter (SAR)	1.85
Change in Unit price %	84.73%
Change in Unit price (Compared to previous Quarter)	-7.14%
Benchmark	OBIC IPO Trading Sharia Compliant Index
Currency	SAR
Risk Profile	High
Fund Type	Open Ended

Performance			
	Fund	Benchmark	Alpha
1 Month	-6.19%	-5.56%	▼ (0.63%)
3 Month	-7.14%	-6.02%	▼ (1.12%)
YTD	-7.14%	-6.02%	▼ (1.12%)
1 Year	-11.99%	-13.23%	▲ 1.24%
3 Years	32.40%	11.83%	▲ 20.57%
5 Years	129.54%	111.26%	▲ 18.28%

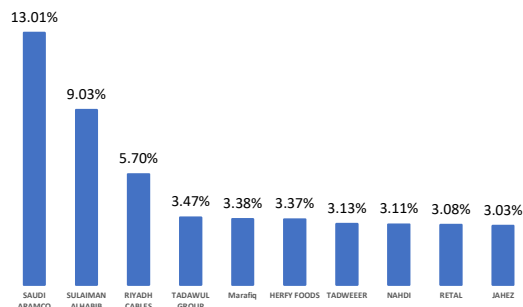
Fund Statistics					
	STDEV	Sharpe Indicator	Beta	Tracking Error	Information Ratio
1 Month	5.61%	-2.08	0.94	2.00%	-0.31
3 Month	6.49%	-1.95	0.88	2.66%	-0.42
YTD	6.49%	-1.95	0.88	2.66%	-0.42
1 Year	10.58%	-1.66	0.72	6.08%	0.20
3 Years	20.61%	1.31	0.78	10.90%	1.89
5 Years	26.81%	4.69	0.79	13.29%	1.38

### Fund Performance



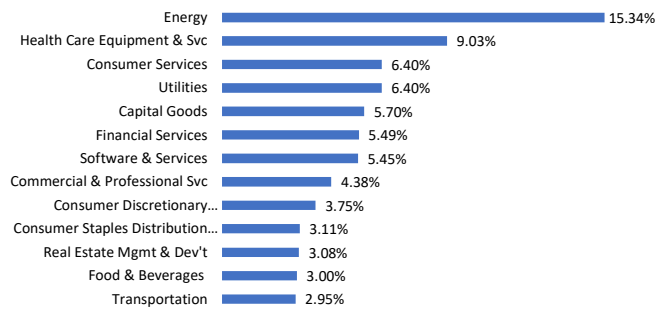
### Top 10 Positions

As beginning of the period



### Sector Exposure

As beginning of the period



P.O.Box 63762 Info@obic.com.sa www.obic.com.sa

F. +966 11 419 1899

T. +966 11 419 1797

Saudi Arabia - Riyadh 11526

Listed Joint Stock Company, Paid-up Capital SAR 81Million, based in Riyadh CMA License 08126-07, CR:1010219805, RCC: 167366

**Disclaimer:** Osool & Bakheet Investment Company "OBIC" has made the best efforts to ensure that data collected hereby is true and accurate, even though, "OBIC" does not guarantee this information nor indemnify any unintentional error involved. The information mentioned here is not considered an advertisement for Osool & Bakheet products, nor does it offer an advice to buy, sell, or commit any investment actions. Investing in equities or any other investment instruments linked to equities, such as mutual funds, involves high volatility reflecting high degree of risk and therefore we recommend to always consult with a qualified financial advisor before investing in these instruments. In addition, we would like to note that the historical performance for any financial instruments or the benchmark does not reflect and could not be considered as a guide for the future performance, and OBIC does not guarantee that this performance will repeat or be the same in the future. To get the Terms and Conditions and see all the details related to Osool & Bakheet Investment company funds and products