

## Osool & Bakheet IPO Fund

Fact Sheet | Ending of April 30, 2024

### Fund Objective

The Fund is primarily designed to maximize capital growth through achieving positive returns, benchmarked by Osool & Bakheet Saudi IPO Index (calculated by S&P).

The Fund mainly invests in initial public offerings of shares of Saudi joint companies during the first five years of trading or the last 20 listed companies. In addition, the fund manager is allowed to invest maximum 50% of the fund's net assets value in small and medium cap companies' stocks and maximum of 30% of the fund's net assets value in the REITs and maximum of 30% of the fund's net assets value in companies that are listed in Saudi "Nomu - Parallel Market".

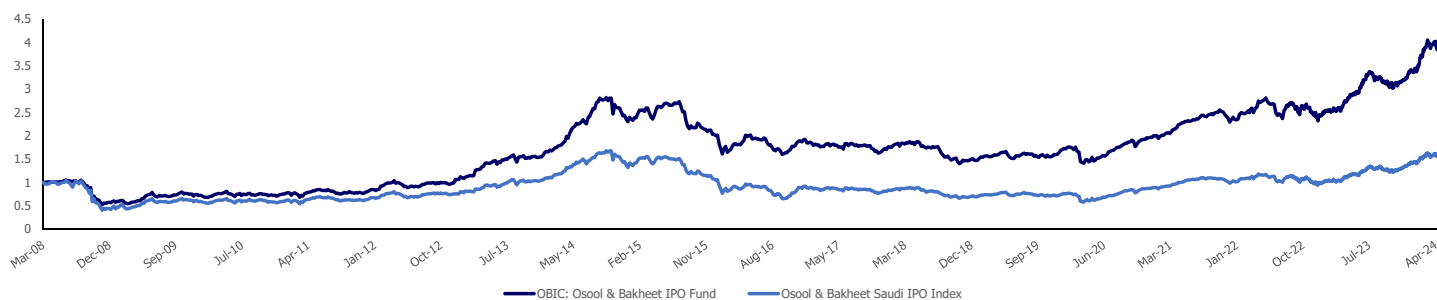
Funds Info	Value	%
Total Expense Ratio	132,887.97	0.298%
Leverage Ratio	N/A	0.000%
Dealing Fees	3,734.00	0.008%
Fund Manager Investments	N/A	0.000%
Dividends	N/A	0.000%
Total Units	11.329 M	
Total Net Asset	44.63 M	
Ownership	Equity	Usufruct Rights
	100%	0%

Funds Facts	
Fund size (SAR)	44.6 M
Fund inception date	15/03/2008
Inception Unit Price (SAR)	1.00
Unit Price (SAR)	3.94
Change in Unit price %	294%
Change in Unit price (Compared to previous month)	2%
Benchmark	Osool&Bakheet Saudi IPO Index
Currency	SAR
Risk Profile	High
Fund Type	Open Ended

Performance			
	Fund	Benchmark	Alpha
1 Month	0.50%	0.26%	▲ 0.24%
3 Month	16.85%	11.85%	▲ 5.00%
YTD	17.22%	12.36%	▲ 4.86%
1 Year	36.74%	34.16%	▲ 2.58%
3 Years	76.25%	57.73%	▲ 18.52%
5 Years	139.11%	99.99%	▲ 39.12%

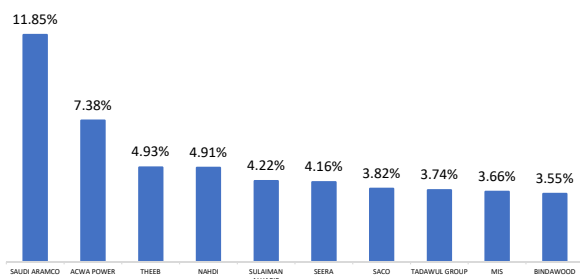
Fund Statistics					
	STDEV	Sharpe Indicator	Beta	Tracking Error	Information Ratio
1 Month	3.59%	-1.48	0.87	1.36%	0.18
3 Month	6.39%	1.64	0.76	4.59%	1.09
YTD	7.21%	1.67	0.67	5.32%	0.91
1 Year	11.09%	2.76	0.70	7.62%	0.34
3 Years	21.11%	3.35	0.80	10.23%	1.81
5 Years	32.34%	4.14	0.85	12.64%	3.09

### Fund Performance



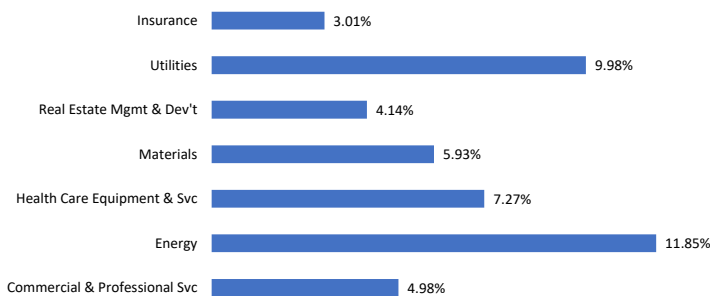
### Top 10 Positions

As beginning of the period



### Sector Exposure

As beginning of the period



P.O.Box 63762 Info@obic.com.sa www.obic.com.sa F. +966 11 419 1899 Saudi Arabia - Riyadh 11526 T. +966 11 419 1797

Saudi Joint Stock Company, Paid up Capital SAR 60 Million, based in Riyadh CMA License 08126-07, CR:1010219805, RCC: 167366

**Disclaimer:** Osool & Bakheet Investment Company "OBIC" has made the best efforts to ensure that data collected hereby is true and accurate, even though, "OBIC" does not guarantee this information nor indemnify any unintentional error involved. The information mentioned here is not considered an advertisement for Osool & Bakheet products, nor does it offer an advice to buy, sell, or commit any investment actions. Investing in equities or any other investment instruments linked to equities, such as mutual funds, involves high volatility reflecting high degree of risk and therefore we recommend to always consult with a qualified financial advisor before investing in these instruments. In addition, we would like to note that the historical performance for any financial instruments or the benchmark does not reflect and could not be considered as a guide for the future performance, and OBIC does not guarantee that this performance will repeat or be the same in the future. To get the Terms and Conditions and see all the details related to Osool & Bakheet Investment company funds and products