

Osool & Bakheet Parallel Market Trading Equity Fund

Fact Sheet | Ending of April 30, 2022

Fund Objectives

The fund mainly invests in companies that are listed in Saudi "Nomu - Parallel Market". In addition, the fund manager is allowed to invest a maximum of 50% of the fund's net assets value in small and medium cap companies' shares that are listed in main market. Besides, fund can invest in units of listed public funds that are licensed by Saudi Capital Market Authority. In addition to the ability of investing available cash in term deposits in Saudi Riyal in licensed Saudi banks, where all investments to be compatible with Shariah guidelines that approved by the fund's Shariah committee.

Fund Facts

Fund size (SAR)	31.7 M	
Fund inception date	05/04/2017	
Inception Unit Price ()	1	
Unit Price (SAR)	1.88	
Change in Unit Price ()	88%	
Benchmark	Parallel Market Capped Index (NomuC)	
Currency	SAR	
Risk Profile	High	
Fund Type	Open Ended	
Fund Info	Value	%
Total Expense Ratio	82,823.08	0.3%
Leverage Ratio	0	0.0%
Dealing Fees	902.00	0.0%
Fund Manager Investmer	3.6 M	11.2%
Dividends	0	0.0%
Total Units	6.3 M	
Total Net As\$	31.7 M	
Ownership	%	
Equity	100%	
Usufruct Right	0%	

Contact Information:

Tel:+966 11 419 1797

Fax:+966 11 419 1899

P.O.Box 63762

Saudi Arabia - Riyadh 11526

www.obic.com.sa

Disclaimer: Osool & Bakheet Investment Company "OBIC" has made the best efforts to ensure that data collected hereby is true and accurate, even though, "OBIC" does not guarantee this information nor indemnify any unintentional error involved. The information mentioned here is not considered an advertisement for Osool & Bakheet products, nor does it offer an advice to buy, sell, or commit any investment actions. Investing in equities or any other investment instruments linked to equities, such as mutual funds, involves high volatility reflecting high degree of risk and therefore we recommend to always consult with a qualified financial advisor before investing in these instruments. In addition, we would like to note that the historical performance for any financial instruments or the benchmark does not reflect and could not be considered as a guide for the future performance, and OBIC does not guarantee that this performance will repeat or be the same in the future. To get the Terms and Conditions and see all the details related to Osool & Bakheet Investment company funds and products please visit our website: www.obic.com.sa or kindly visit us at OBIC office: Riyadh, King Fahad Road, Bahrain Tower, mezzanine floor.

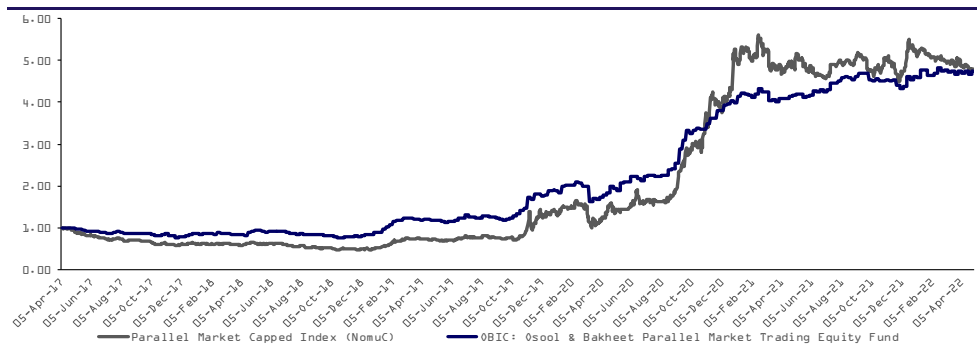
Performance

	1 Month	3 Months	YTD	1 Year	3 Years	5 Years
Fund	1.91%	2.06%	3.00%	13.59%	300.78%	N/A
Benchmark	-4.14%	-6.21%	-7.95%	-1.24%	566.40%	N/A
Alpha	6.05%	8.27%	10.95%	14.83%	-265.62%	N/A

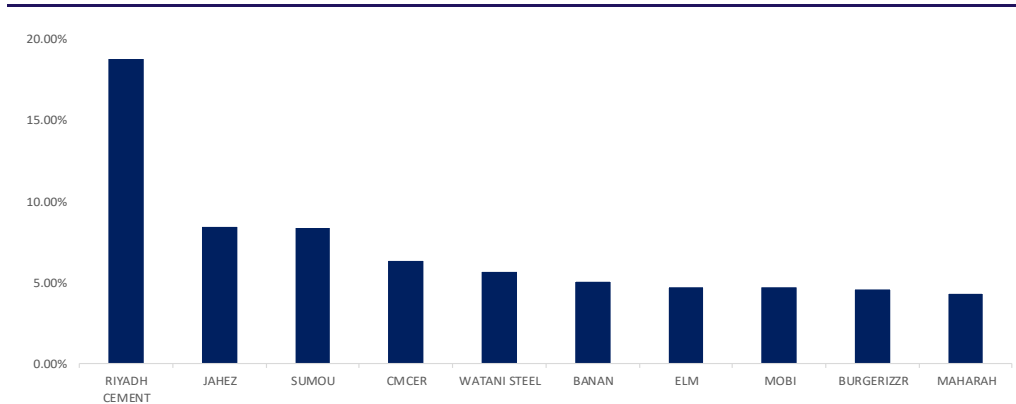
Fund Statistics

	1 Month	3 Months	YTD	1 Year	3 Years	5 Years
Standard Deviation	3.19%	4.92%	7.27%	12.08%	43.76%	N/A
Sharpe Indicator	-0.14	0.04	0.19	1.04	6.84	N/A
Beta	0.75	0.68	0.81	0.29	0.33	N/A
Tracking Error	3.84%	4.99%	5.82%	24.45%	86.09%	N/A
Information Index	1.57	1.66	1.88	0.61	-3.09	N/A

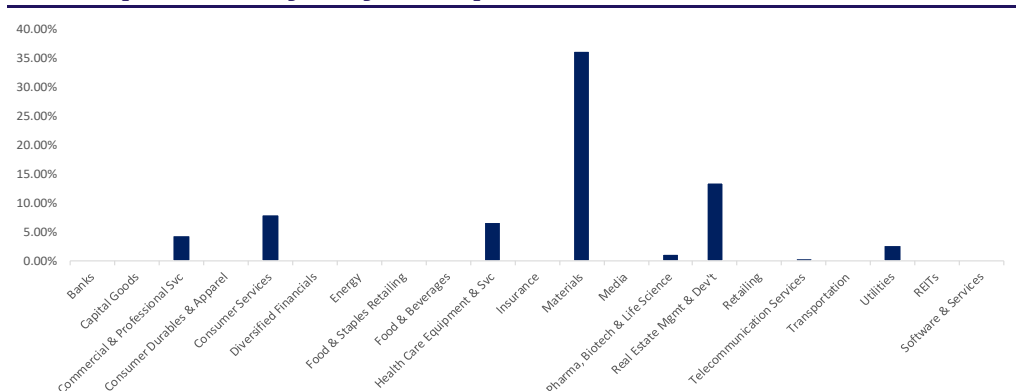
Fund Performance



Top 10 Positions as beginning of the period



Sector Exposure as beginning of the period



Fund Performance versus Benchmark and Competitors Performance

Fund	Last valuation date	MTD	YTD	1 Year	2 Years	3 Years	5 Years	10 Years	Since Inception
OBIC: Osool & Bakheet Parallel Market Trading Equity Fund	28/04/2022	-0.2%	3.0%	13.6%	144.0%	300.8%	381.3%	-	374.5%
HSBC: HSBC Global Emerging Markets Equity Fund	29/09/2021	-	-	-0.8%	56.9%	56.9%	62.2%	-	65.3%
Al Bilad: Albilad Kuwait Equity Fund	20/04/2022	4.7%	22.0%	31.2%	29.1%	43.7%	67.4%	-	65.0%
ANB: Al-Mubarak SAR Trade Fund	21/04/2022	0.1%	0.3%	0.8%	1.6%	4.1%	8.9%	-	9.0%
Saudi Kuwaiti Finance House: Baitk Freestyle Saudi Equity Fund	27/02/2019	-	-	-	-	-	-17.9%	-	-17.4%
ANB: Al-Mubarak Saudi Sovereign Sukuk Fund	20/04/2022	-4.1%	-7.7%	-9.2%	-	-	-	-	-
OBIC: AlMa'ather REIT Fund	31/12/2021	-	-	9.2%	-1.3%	-3.4%	-	-	-
FALCOM: FALCOM Gold Fund	01/03/2022	-	4.9%	5.8%	-	-	-	-	-
Ji: Jadwa Arab Market Equity Fund - Class C	21/04/2022	6.1%	21.2%	48.3%	-	-	-	-	-
Audi Capital: Audi Income fund	21/04/2022	-1.2%	-4.7%	-6.5%	-	-	-	-	-
BMK: BMK Saudi Freestyle Equity Fund Sharia Compliant	27/04/2022	4.8%	25.0%	21.8%	-	-	-	-	-
GIB : GIB Opportunistic MENA Equity Fund - Class (C)	19/04/2022	2.7%	23.2%	60.3%	-	-	-	-	-
GIB : GIB Saudi Equity Fund - Class B	19/04/2022	2.9%	28.7%	50.5%	-	-	-	-	-
GIB : GIB Saudi Equity Fund - Class C	19/04/2022	3.0%	29.3%	52.6%	-	-	-	-	-
Al-Khabeer Capital: Alkhabeer Waqf Fund 1	28/04/2022	0.2%	-1.1%	4.2%	-	-	-	-	-
Blom: BLOM FUND OF REITS FUND	27/04/2022	-2.6%	-0.1%	2.0%	-	-	-	-	-
Parallel Market Capped Index (NomuC)	28/04/2022	-4.4%	-8.0%	-1.2%	233.0%	566.4%	-	-	-

Disclaimer:

Osool & Bakheet Investment Company "OBIC" has made the best efforts to ensure that data collected hereby is true and accurate, even though, "OBIC" does not guarantee this information nor indemnify any unintentional error involved. The information mentioned here is not considered an advertisement for Osool & Bakheet products, nor does it offer an advice to buy, sell, or commit any investment actions. Investing in equities or any other investment instruments linked to equities, such as mutual funds, involves high volatility reflecting high degree of risk and therefore we recommend to always consult with a qualified financial advisor before investing in these instruments. In addition, we would like to note that the historical performance for any financial instruments or the benchmark does not reflect and could not be considered as a guide for the future performance, and OBIC does not guarantee that this performance will repeat or be the same in the future. To get the Terms and Conditions and see all the details related to Osool & Bakheet Investment company funds and products please visit our website: www.obic.com.sa or kindly visit us at OBIC office: Riyadh, King Fahad Road, Bahrain Tower, mezzanine floor.

T. +966 11 419 1797
F. +966 11 419 1899

P.O.Box 63762
Saudi Arabia - Riyadh 11526

Info@obic.com.sa
www.obic.com.sa

شركة مساهمة مغلقة برأس مال 60 مليون ريال مدفوعة بالكامل ومقرها الرئيسي بالرياض، ترخيص هيئة السوق المالية رقم (08126-07)، سجل تجاري رقم 1010219805، رقم العضوية في الغرفة التجارية: 167366
Saudi Joint Stock Company, Paid up Capital SAR 60 Million, based in Riyadh CMA License 08126-07, CR:1010219805,