

Fund Objectives

The fund mainly invests in companies that are listed in Saudi "Nomu - Parallel Market". In addition, the fund manager is allowed to invest a maximum of 50% of the fund's net assets value in small and medium cap companies' shares that are listed in main market. Besides, fund can invest in units of listed public funds that are licensed by Saudi Capital Market Authority. In addition to the ability of investing available cash in term deposits in Saudi Riyal in licensed Saudi banks, where all investments to be compatible with Shariah guidelines that approved by the fund's Shariah committee.

Fund Facts

Fund size (SAR)	24.3 M	
Fund inception date	05/04/2017	
Inception Unit Price (SAR)	1	
Unit Price (SAR)	4.12	
Change in Unit Price (%)	312%	
Benchmark	Parallel Market Capped Index (NomuC)	
Currency	SAR	
Risk Profile	High	
Fund Type	Open Ended	
Fund Info	Value	%
Total Expense Ratio	.1 M	0.4%
Leverage Ratio	0	0.0%
Dealing Fees	.00 M	0.0%
Fund Manager Investmer	3.1 M	12.8%
Dividends	0	0.0%
Total Units	5.9 M	
Total Net asset	24 M	
Ownership	%	
Equity	100%	
Usufruct Right	0%	

Contact Information:

Tel:+966 11 419 1797
 Fax:+966 11 419 1899
 P.O.Box 63762
 Saudi Arabia - Riyadh 11526
www.obic.com.sa

Disclaimer: Osool & Bakheet Investment Company "OBIC" has made the best efforts to ensure that data collected hereby is true and accurate, even though, "OBIC" does not guarantee this information nor indemnify any unintentional error involved. The information mentioned here is not considered an advertisement for Osool & Bakheet products, nor does it offer an advice to buy, sell, or commit any investment actions. Investing in equities or any other investment instruments linked to equities, such as mutual funds, involves high volatility reflecting high degree of risk and therefore we recommend to always consult with a qualified financial advisor before investing in these instruments. In addition, we would like to note that the historical performance for any financial instruments or the benchmark does not reflect and could not be considered as a guide for the future performance, and OBIC does not guarantee that this performance will repeat or be the same in the future. To get the Terms and Conditions and see all the details related to Osool & Bakheet Investment company funds and products please visit our website: www.obic.com.sa or kindly visit us at OBIC office: Riyadh, King Fahad Road, Bahrain

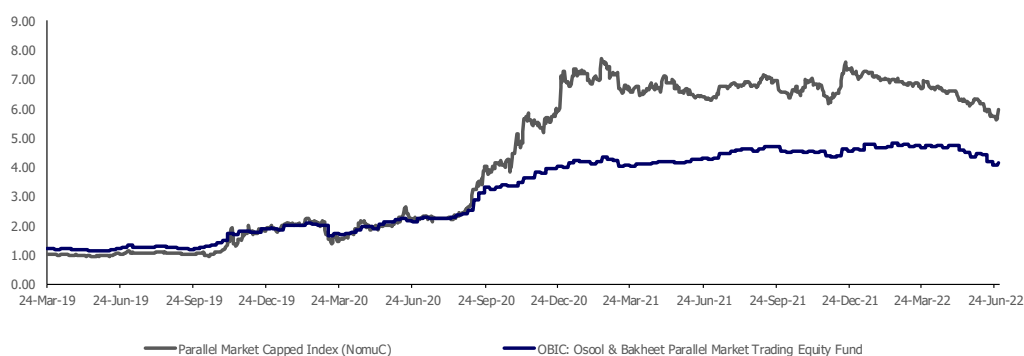
Performance

	Month	3 Months	YTD	1 Year	3 Years	5 Years
Fund	-6.97%	-13.15%	-12.22%	-5.72%	227.96%	N/A
Benchmark	-5.37%	-13.46%	-16.90%	-5.90%	466.80%	N/A
Alpha	-1.60%	0.31%	4.68%	0.18%	-238.84%	N/A

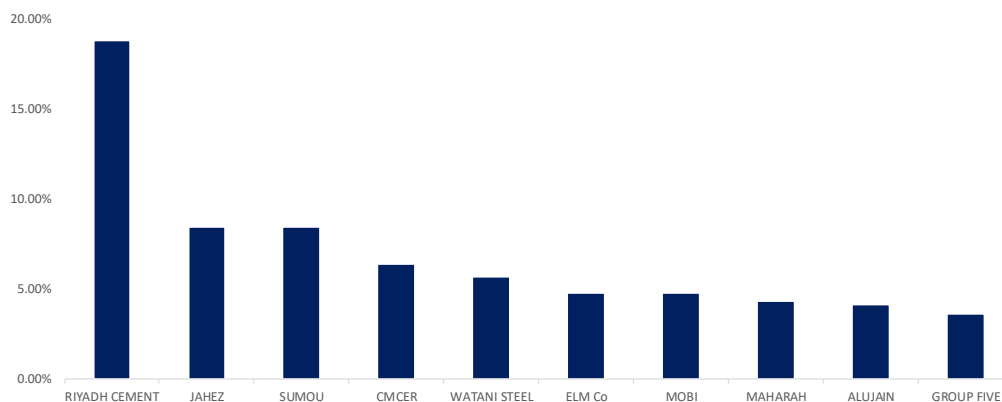
Fund Statistics

	Month	3 Months	YTD	1 Year	3 Years	5 Years
Standard Deviation	5.55%	7.40%	10.61%	12.01%	16.47%	N/A
Sharpe Indicator	-1.82	-2.15	-1.34	-0.59	13.75	N/A
Beta	1.33	0.89	0.92	0.38	0.34	N/A
Tracking Error	2.24%	5.02%	9.53%	18.11%	37.85%	N/A
Information Index	-0.71	0.06	0.49	0.01	-6.31	N/A

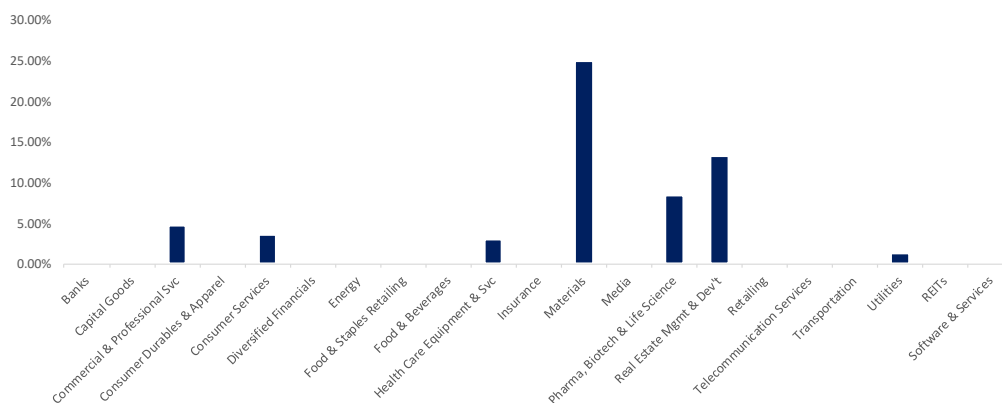
Fund Performance



Top 10 Positions As of 31/03/2022



Sector Exposure As of 31/03/2022



Info@obic.com.sa
www.obic.com.sa

P.O.Box 63762
 Saudi Arabia - Riyadh 11526

T. +966 11 419 1797
 F. +966 11 419 1899