



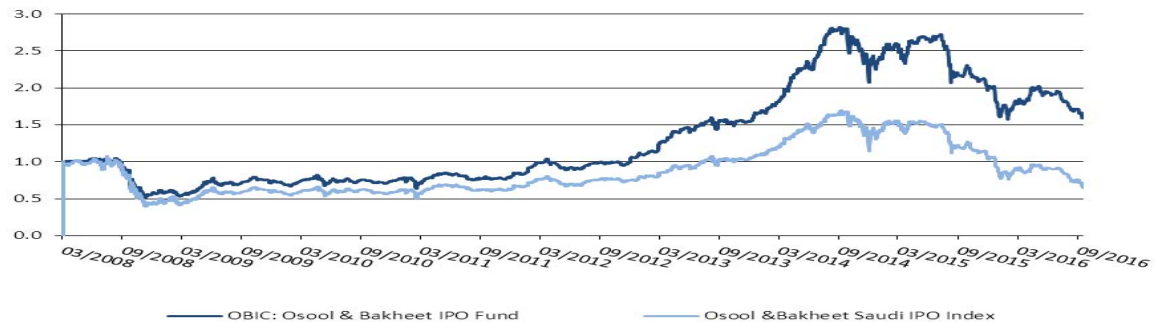
# صندوق أصول و بخت للإصدارات الأولية Osool & Bakheet IPO Fund

Monthly Report

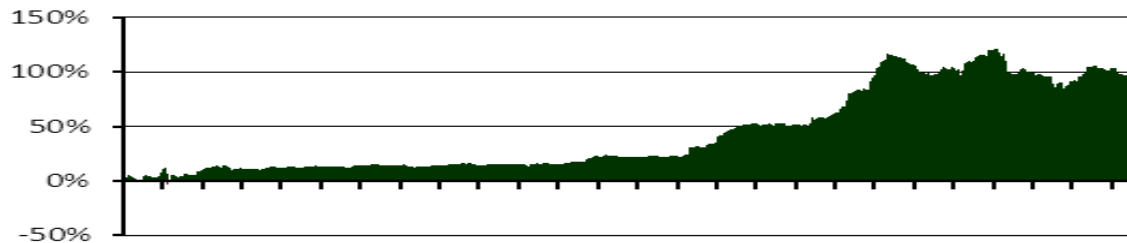
Version no. 101

September 2016

## Fund Performance



## Value added% (Fund performance – Benchmark Performance )



## Main Features of the Fund

The Fund is primarily designed to maximize capital growth through achieving positive returns. The Fund mainly invests in initial public offerings of shares of Saudi joint companies during the first three years of trading. In addition, the fund manager is allowed to invest maximum 25% of the fund assets in small and medium cap companies' stocks.

Unit price as of ( 30/09/2016 )	<b>SAR 1.60</b>	Minimum subscription	<b>SAR 10,000</b>
Net asset value of the fund	<b>SAR 258.30 Million</b>	Minimum subscription or redemption	<b>SAR 10,000</b>
Currency	<b>Saudi Riyal</b>	Subscription fees	<b>None</b>
Activity	<b>Saudi Equity, IPOs</b>	Maximum redemption fees	<b>None</b>
Valuation frequency	<b>Daily</b>	Management fees	<b>2%</b>
Start date	<b>16/03/2008</b>	Other fees	<b>Custody fees of 0.5% annual and early redemption of 1.75%</b>
Issuing Price	<b>SAR 1.00 (One Saudi Riyal)</b>	Benchmark	<b>Osool &amp; Bakheet Saudi IPO Index</b>



# صندوق أصول و بخت للإصدارات الأولية Osool & Bakheet IPO Fund

Monthly Report

Version no. 101

September 2016

## Fund Performance versus Benchmark and Competitors Performance

Fund	Last valuation date	MTD	1 year	2 years	3 years	5 years	Since inception
OBIC: Osool & Bakheet IPO Fund	29/09/2016	-5.9%	-26.4%	-42.6%	3.6%	101.5%	60.2%
KSB: KSB IPO Fund	29/09/2016	-10.3%	-25.1%	-31.4%	10.3%	73.4%	-
Falcom: Falcom IPO Fund	25/09/2016	-2.3%	-29.8%	-34.5%	-2.9%	125.8%	-
Arbah Capital: Arbah IPO Fund	28/09/2016	-7.5%	-23.0%	-30.0%	7.8%	86.8%	-
MEFIC: MEFIC IPO FUND	29/09/2016	-5.6%	-7.2%	-15.2%	-	-	-
Saudi Kuwaiti Finance House: Baitk IPO Fund	28/09/2016	-10.9%	-38.6%	-43.9%	-	-	-
Mulkia: Mulkia IPO Fund	28/09/2016	-1.7%	-9.9%	-2.6%	-	-	-
Audi Capital: Audi IPO Fund	30/09/2016	-6.7%	-22.3%	-32.3%	-	-	-
SHB: Al Yusr IPO Fund	29/09/2016	-8.6%	-26.9%	-	-	-	-
Musharaka: Musharaka IPO Fund	29/09/2016	-13.8%	-23.7%	-	-	-	-
BMK: Bmk IPO Fund	28/09/2016	-3.5%	-5.1%	-	-	-	-
Ashmore: Ashmore IPO Funds	28/09/2016	-8.7%	-26.2%	-	-	-	-
WASATAH: Wasatah IPO Fund	29/09/2016	-7.4%	-19.4%	-	-	-	-
Muscat Capital: Muscat Capital IPO Fund	28/09/2016	-1.9%	-10.3%	-	-	-	-
Blom: Blom Saudi IPO Fund	28/09/2016	-6.6%	-17.0%	-	-	-	-
Al-Khair Capital: Al-khair Capital IPOs Fund	29/09/2016	-6.7%	-14.1%	-	-	-	-
Alinma: Alinma IPO Fund	28/09/2016	-5.3%	-17.4%	-	-	-	-
Derayah: Derayah IPO Fund	29/09/2016	-8.7%	-29.9%	-	-	-	-
Al-Nefaie: Al-Nefaie IPO Fund	28/09/2016	-5.1%	-4.6%	-	-	-	-
Caam: Saudi Fransi GCC IPO Fund	29/09/2016	-2.8%	-12.8%	-	-	-	-
NOMW IPO Fund	28/09/2016	-1.7%	-2.8%	-	-	-	-
Alistithmar: SAIB Saudi IPO Fund	29/09/2016	-6.0%	-19.9%	-	-	-	-
Al Rajhi Capital: IPO Fund	28/09/2016	-11.6%	-18.1%	-	-	-	-
NCB: AlAhli IPO Fund	29/09/2016	-8.4%	-	-	-	-	-
OBIC: Osool & Bakheet IPO Trading Fund Sharia Compliant	29/09/2016	-5.2%	-	-	-	-	-
Aloula Geojit: Aloula Geojit Capital IPO Fund	28/09/2016	-7.0%	-	-	-	-	-
Al-Khabeer Capital: Alkhabeer IPO Fund	27/09/2016	-6.5%	-	-	-	-	-
Tharwat IPO Fund	28/09/2016	-0.4%	-	-	-	-	-
Adeem Capital: Adeem Funds of IPO Funds	29/09/2016	-3.2%	-	-	-	-	-
ANB: Al-Mubarak IPO Fund	28/09/2016	-11.9%	-	-	-	-	-
JI: Jadwa Saudi IPO Fund	28/09/2016	-3.9%	-	-	-	-	-
Alawwal: Alawwal IPOs Fund	28/09/2016	-3.4%	-	-	-	-	-

Average Performance of IPO Funds	-	-6.2%	-18.7%	-29.1%	4.7%	96.9%	60.2%
Osool & Bakheet Saudi IPO Index*	29/09/2016	-11.8%	-45.3%	-61.0%	-36.5%	3.8%	-34.7%

\*Calculated by S&P DOW JONES INDICES, Source of statistics: Tadawul and Osool & Bakheet Investment Company.



# صندوق أصول و بخيت للإصدارات الأولية Osool & Bakheet IPO Fund

Monthly Report

Version no. 101

September 2016

## IPOs during the month

Company name	Sector	Listing date D/M/Y	Offering Size Million SAR	Allocated to funds		Highest price during the month	Change over the IPO price
				(%)	Million SAR		
-	-	-	-	-	-	-	-

## Monthly Analysis

Tadawul all share index (TASI) closed at 5623.34, decreased 7.50% in September. Media and Publishing and Hotel & Tourism Sectors were the worst in performance this month, both decreased by 21.95% and 19.63% respectively.

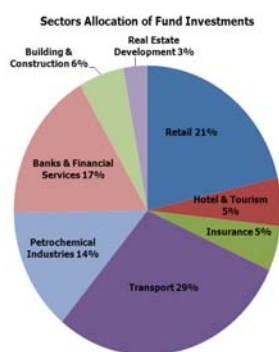
As for stocks level performance, Saudi United Cooperative Insurance Co. and Makkah Construction & Development Co. were the best performers this month, both increased 14.54% and 3.57%, respectively. On the other hand, Saudi Research & Marketing Group and Saudi Fransi Cooperative Insurance Co. were the worst performers this month, both decreased 29.95% and 27.93%, respectively. As for the leading stocks, Jabal Omar Development Co., Al Rajhi Bank, and SABIC have decreased by 15.37%, 8.69% and 2.28% respectively.

On the global level, Morgan Stanley Capital International (MSCI) index increased in September by 0.36%. For the US market, S&P500 index decreased by 0.12% and Dow Jones Industrial index also decreased by 0.50%.

For the European markets, CAC 40 and FTSE 100 showed increased by 0.23% and 1.74%, respectively. On the other hand, DAX 30 decreased by 0.77%.

In commodities markets, the ounce of gold increased by 0.54% and silver's ounce by 2.81%, and Brent crude oil barrel increased by 5.26% to settle at \$ 48.64 per barrel by the end of the month.

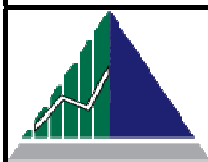
The unit price of, "Osool & Bakheet IPO Fund" has decreased during the month of September by 5.9% (increased by 60.2% since inception), where the benchmark "Osool & Bakheet Saudi IPO index" decreased by 11.8% (decreased by 34.7% since fund inception).



## Top holding companies

Saudi Ground Services Co.
National Commercial Bank
Middle East Healthcare Co.
Advanced Petrochemical Co.
Al Hammadi Development & Investment

Important Notice: Osool & Bakheet Investment Company "OBIC" has made the best efforts to ensure that data collected hereby is true and accurate, even though, "OBIC" does not guarantee this information nor indemnify any unintentional error involved. The information mentioned here is not considered an advertisement for Osool & Bakheet products, nor does it offer an advice to buy, sell, or commit any investment actions. Investing in equities or any other investment instruments linked to equities, such as mutual funds, involves high volatility reflecting high degree of risk and therefore we recommend to always consult with a qualified financial advisor before investing in these instruments. In addition, we would like to note that the historical performance for any financial instruments or the benchmark does not reflect and could not be considered as a guide for the future performance, and OBIC does not guarantee that this performance will repeat or be the same in the future. To get the Terms and Conditions and see all the details related to Osool & Bakheet Investment Company funds and products please visit our website: [www.obic.com.sa](http://www.obic.com.sa) or kindly visit us at OBIC office in 7th floor of Akaria Building No.3, Olaya Street.



شركة أصول و بخيت للاستثمارية  
Osool & Bakheet Investment Company

Phone: +966-11-4191797  
Fax: +966-11-4191899  
P.O. Box 63762 Riyadh 11526  
CMA License: 08126-07  
[www.obic.com.sa](http://www.obic.com.sa)