



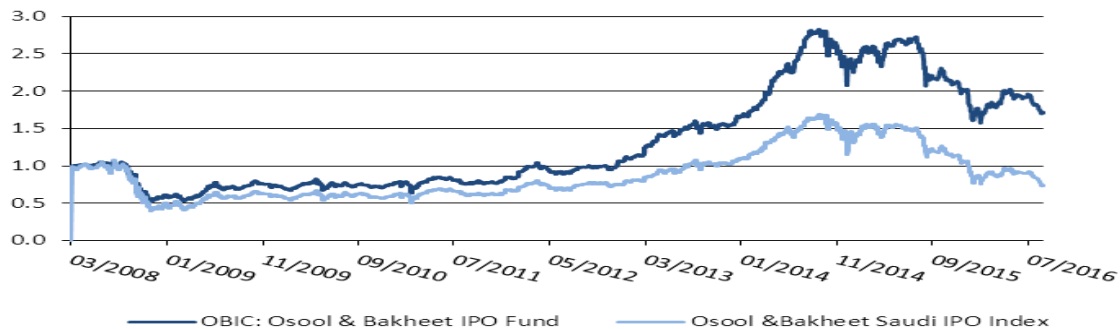
صندوق أصول و بخت للإصدارات الأولية Osool & Bakheet IPO Fund

Monthly Report

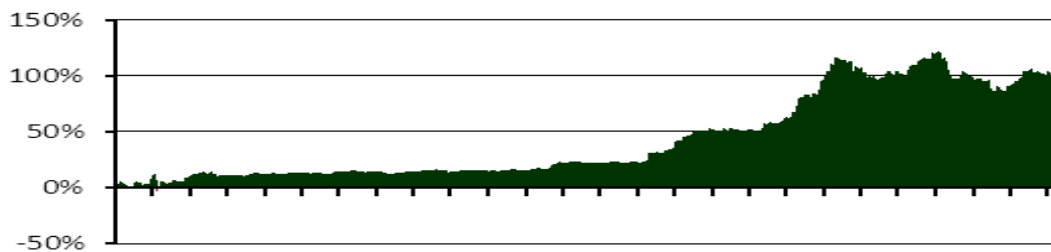
Version no. 100

August 2016

Fund Performance



Value added% (Fund performance – Benchmark Performance)



Main Features of the Fund

The Fund is primarily designed to maximize capital growth through achieving positive returns. The Fund mainly invests in initial public offerings of shares of Saudi joint companies during the first three years of trading. In addition, the fund manager is allowed to invest maximum 25% of the fund assets in small and medium cap companies' stocks.

Unit price as of (31/08/2016)	1.70 SAR	Minimum subscription	SAR 10,000
Net asset value of the fund	SAR 275.09 Million	Minimum subscription or redemption	SAR 10,000
Currency	Saudi Riyal	Subscription fees	None
Activity	Saudi Equity, IPOs	Maximum redemption fees	None
Valuation frequency	Daily	Management fees	2%
Start date	16/03/2008	Other fees	Custody fees of 0.5% annual and early redemption of 1.75%
Issuing Price	SAR 1.00 (One Saudi Riyal)	Benchmark	Osool & Bakheet Saudi IPO Index



صندوق أصول و بخت للإصدارات الأولية Osool & Bakheet IPO Fund

Monthly Report

Version no. 100

August 2016

Fund Performance versus Benchmark and Competitors Performance

Fund	Last valuation date	MTD	1 year	2 years	3 years	5 years	Since inception
OBIC: Osool & Bakheet IPO Fund	31/08/2016	-6.8%	-21.9%	-38.9%	12.7%	125.5%	70.3%
KSB: KSB IPO Fund	31/08/2016	-7.8%	-15.0%	-22.8%	25.2%	103.8%	-
Falcom: Falcom IPO Fund	28/08/2016	-6.6%	-29.9%	-33.5%	-1.8%	139.0%	-
Arbah Capital: Arbah IPO Fund	31/08/2016	-9.3%	-17.4%	-25.1%	19.0%	104.4%	-
MEFIC: MEFIC IPO FUND	29/08/2016	-3.2%	-0.5%	-10.9%	-	-	-
Saudi Kuwaiti Finance House: Baitk IPO Fund	31/08/2016	-12.1%	-30.4%	-35.6%	-	-	-
Mulkia: Mulkia IPO Fund	31/08/2016	-5.2%	-7.7%	-1.1%	-	-	-
Audi Capital: Audi IPO Fund	31/08/2016	-3.2%	-15.9%	-	-	-	-
SHB: Al Yusr SHC IPO Fund	31/08/2016	-8.6%	-19.9%	-	-	-	-
Musharaka: Musharaka IPO Fund	29/08/2016	-9.9%	-9.7%	-	-	-	-
BMK: Bmk IPO Fund	31/08/2016	-4.3%	-1.9%	-	-	-	-
ASHMORE: ASHMORE IPO FUND	31/08/2016	-12.1%	-18.6%	-	-	-	-
WASATAH: Wasatah IPO Fund	31/08/2016	-7.0%	-13.9%	-	-	-	-
Muscat Capital: Muscat Capital IPO Fund	31/08/2016	-5.0%	-8.4%	-	-	-	-
Blom: Blom Saudi IPO Fund	31/08/2016	-6.7%	-11.0%	-	-	-	-
Al-Khair Capital: Al-khair Capital IPOs Fund	31/08/2016	-4.7%	-7.2%	-	-	-	-
Alinma: Alinma IPO Fund	31/08/2016	-6.8%	-13.2%	-	-	-	-
Derayah: Derayah IPO Fund	29/08/2016	-9.0%	-23.0%	-	-	-	-
Al-Nefae: Al-Nefae IPO Fund	31/08/2016	-6.4%	0.4%	-	-	-	-
Caam: Saudi Fransi GCC IPO Fund	29/08/2016	-4.4%	-11.3%	-	-	-	-
NOMW IPO Fund	31/08/2016	-4.8%	-1.2%	-	-	-	-
Alistithmar: SAIB Saudi IPO Fund	31/08/2016	-7.4%	-15.0%	-	-	-	-
Al Rajhi Capital: IPO Fund	31/08/2016	-10.5%	-	-	-	-	-
NCB: AlAhli IPO Fund	31/08/2016	-10.3%	-	-	-	-	-
OBIC: Osool & Bakheet IPO Trading Fund Sharia Compliant	31/08/2016	-6.6%	-	-	-	-	-
Aloula Geojit: Aloula Geojit Capital IPO Fund	31/08/2016	-10.1%	-	-	-	-	-
Al-Khabeer Capital: Alkhabeer IPO Fund	30/08/2016	-2.8%	-	-	-	-	-
Tharwat IPO Fund	31/08/2016	-0.5%	-	-	-	-	-
Adeem Capital: Adeem Funds of IPO Funds	29/08/2016	-4.8%	-	-	-	-	-
ANB: Al-Mubarak IPO Fund	31/08/2016	-10.7%	-	-	-	-	-

Average Performance of IPO Funds	-	-6.9%	-13.3%	-24.0%	13.8%	118.2%	70.3%
Osool & Bakheet Saudi IPO Index*	31/08/2016	-12.9%	-38.3%	-54.6%	-26.2%	22.3%	-26.0%

*Calculated by S&P DOW JONES INDICES, Source of statistics: Tadawul and Osool & Bakheet Investment Company.



صندوق أصول و بخت للإصدارات الأولية Osool & Bakheet IPO Fund

Monthly Report

Version no. 100

August 2016

IPOs during the month

Company name	Sector	Listing date D/M/Y	Offering Size Million SAR	Allocated to funds		Highest price during the month	Change over the IPO price
				(%)	Million SAR		
-	-	-	-	-	-	-	-

Monthly Analysis

Tadawul all share index (TASI) closed at 6079.51, decreased 3.35% in August. Media and Publishing and Insurance Sectors were the worst in performance this month, both decreased by 17.43% and 9.35% respectively. On the other hand, Energy & Utilities and Petrochemical Industries sectors both increased by 2.45% and 1.23%, respectively.

As for stocks level performance, United Cooperative Assurance Co. and Saudi Arabian Fertilizers Co. were the best performers this month, both increased 10.50% and 10.15%, respectively. On the other hand, Tabuk Agricultural Development Co. and Malath Cooperative Insurance and Reinsurance Co. were the worst performers this month, both decreased 32.71% and 28.11%, respectively.

As for the leading stocks, SABIC have increased by 1.45%. On the other hand, Jabal Omar Development Co. and Al Rajhi Bank decreased by 5.51% and 1.34% respectively.

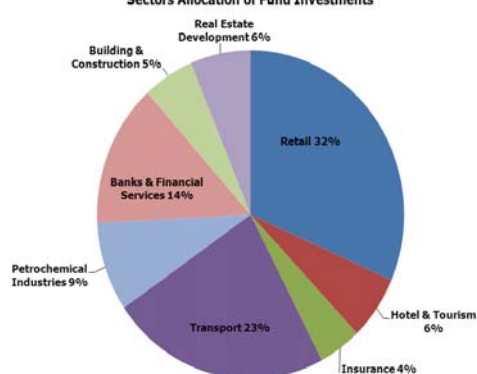
On the global level, Morgan Stanley Capital International (MSCI) index decreased in August by 0.13%. For the US market, S&P500 index decreased by 0.12% and Dow Jones Industrial index also decreased by 0.17%.

For the European markets, CAC 40 decreased by 0.04%. On the other hand, DAX 30 and FTSE 100 showed an increased by 2.47% and 0.85% respectively.

In commodities markets, the ounce of gold decreased by 3.11% and silver's ounce by 8.26%, and Brent crude oil barrel increased by 14.49% to settle at \$ 46.21 per barrel by the end of the month.

The unit price of, "Osool & Bakheet IPO Fund" has decreased during the month of August by 6.83% (increased by 70.3% since inception), where the benchmark "Osool & Bakheet Saudi IPO index" decreased by 12.9% (decreased by 26.0% since fund inception).

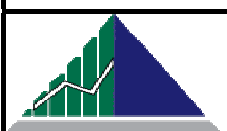
Sectors Allocation of Fund Investments



Top holding companies

Saudi Ground Services Co.
National Commercial Bank
Middle East Healthcare Co.
National Medical Care Co.
Al Hammadi Development & Investment

Important Notice: Osool & Bakheet Investment Company "OBIC" has made the best efforts to ensure that data collected hereby is true and accurate, even though, "OBIC" does not guarantee this information nor indemnify any unintentional error involved. The information mentioned here is not considered an advertisement for Osool & Bakheet products, nor does it offer an advice to buy, sell, or commit any investment actions. Investing in equities or any other investment instruments linked to equities, such as mutual funds, involves high volatility reflecting high degree of risk and therefore we recommend to always consult with a qualified financial advisor before investing in these instruments. In addition, we would like to note that the historical performance for any financial instruments or the benchmark does not reflect and could not be considered as a guide for the future performance, and OBIC does not guarantee that this performance will repeat or be the same in the future. To get the Terms and Conditions and see all the details related to Osool & Bakheet Investment Company funds and products please visit our website: www.obic.com.sa or kindly visit us at OBIC office in 7th floor of Akaria Building No.3, Olaya Street.



شركة أصول و بخت الاستثمارية
Osool & Bakheet Investment Company

Phone: +966-11-4191797
Fax: +966-11-4191899
P.O. Box 63762 Riyadh 11526
CMA License: 08126-07
www.obic.com.sa