



# صندوق أصول وبخيت للمتاجرة بأسهم الإصدارات الأولية المتوافقة مع الضوابط الشرعية Osool & Bakheet IPO Trading Fund Sharia Compliant

Monthly Report

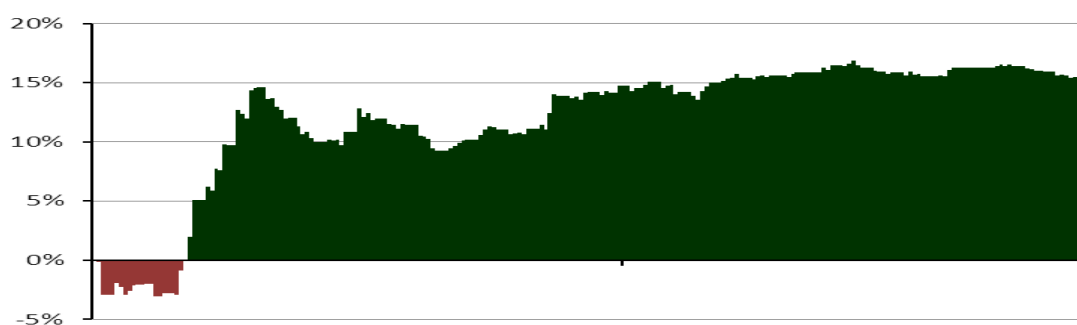
Version no.8

July 2016

## Fund Performance



## Value added% (Fund performance – Benchmark Performance )



## Main Features of the Fund

The Fund is primarily designed to maximize capital growth through achieving positive returns. The Fund mainly invests in initial public offerings of shares of Saudi joint companies during the first three years of trading. In addition, the fund manager is allowed to invest maximum 25% of the fund assets in small and medium cap companies' stocks.

Unit price as of ( 31/07/2016 )	<b>SAR 0.98</b>	Minimum subscription	<b>SAR 10,000</b>
Net asset value of the fund	<b>SAR 14.17 Million</b>	Minimum subscription or redemption	<b>SAR 10,000</b>
Currency	<b>Saudi Riyal</b>	Subscription fees	<b>None</b>
Activity	<b>Saudi Equity, IPOs Shariah Compliant</b>	Maximum redemption fees	<b>None</b>
Valuation frequency	<b>Daily</b>	Management fees	<b>2%</b>
Start date	<b>16/12/2015</b>	Other fees	<b>Custody fees of 0.5% annual and early redemption of 1.75%</b>
Issuing Price	<b>SAR 1.00 (One Saudi Riyal)</b>	Benchmark	<b>Osool &amp; Bakheet IPO Trading sharia compliant Index.</b>



# صندوق أصول وبخيت للمتاجرة بأسهم الإصدارات الأولية المتوافقة مع الضوابط الشرعية Osool & Bakheet IPO Trading Fund Sharia Compliant

Monthly Report

Version no.8

July 2016

## Fund Performance versus Benchmark and Competitors Performance

Fund	Last valuation date	MTD	Since inception
OBIC: Osool & Bakheet IPO Trading Fund Sharia Compliant	31/07/2016	-4.2%	-2.5%
OBIC: Osool & Bakheet IPO Fund	31/07/2016	-4.4%	-7.7%
KSB: KSB IPO Fund	31/07/2016	-2.2%	-6.5%
Falcom: Falcom IPO Fund	31/07/2016	-2.7%	-9.8%
Arbah Capital: Arbah IPO Fund	27/07/2016	-1.2%	-3.4%
MEFIC: MEFIC IPO FUND	28/07/2016	-2.2%	10.0%
Saudi Kuwaiti Finance House: Baitk IPO Fund	27/07/2016	-3.7%	-8.8%
Mulkia: Mulkia IPO Fund	27/07/2016	-1.3%	2.3%
Audi Capital: Audi IPO Fund	31/07/2016	-2.6%	-2.6%
SHB: Al Yusr SHC IPO Fund	31/07/2016	-3.4%	-3.8%
Musharaka: Musharaka IPO Fund	28/07/2016	-0.9%	2.2%
BMK: Bmk IPO Fund	31/07/2016	-4.1%	3.2%
ASHMORE: ASHMORE IPO FUND	27/07/2016	-2.8%	0.1%
WASATAH: Wasatah IPO Fund	31/07/2016	-2.9%	1.6%
Muscat Capital: Muscat Capital IPO Fund	27/07/2016	-2.4%	2.6%
Blom: Blom Saudi IPO Fund	27/07/2016	-1.6%	1.2%
Al-Khair Capital: Al-khair Capital IPOs Fund	27/07/2016	-0.8%	1.6%
Alinma: Alinma IPO Fund	27/07/2016	-1.9%	-1.6%
Derayah: Derayah IPO Fund	28/07/2016	-2.4%	-3.8%
Al-Nefaie: Al-Nefaie IPO Fund	27/07/2016	-2.0%	12.3%
Caam: Saudi Fransi GCC IPO Fund	28/07/2016	-0.6%	-2.8%
NOMW IPO Fund	27/07/2016	-2.8%	5.8%
Alistithmar: SAIB Saudi IPO Fund	31/07/2016	-3.5%	-4.3%
Al Rajhi Capital: IPO Fund	31/07/2016	-3.6%	4.5%
NCB: AlAhli IPO Fund	31/07/2016	-4.7%	-9.1%
Aloula Geojit: Aloula Geojit Capital IPO Fund	27/07/2016	-2.9%	4.7%
Al-Khabeer Capital: Alkhabeer IPO Fund	31/07/2016	0.4%	5.0%
Tharwat IPO Fund	27/07/2016	-0.8%	-
Adeem Capital: Adeem Funds of IPO Funds	28/07/2016	-2.6%	-
ANB: Al-Mubarak IPO Fund	31/07/2016	-4.8%	-

Average Performance of IPO Funds	-	-2.5%	0.4%
OBIC IPO Trading Sharia Compliant Index*	31/07/2016	-4.7%	-18.4%

\* calculated by an impartial party which is Idle Rating, Source of statistics: Tadawul and Osool & Bakheet Investment Company.



# صندوق أصول وبخيت للمتاجرة بأسهم الإصدارات الأولية المتوافقة مع الضوابط الشرعية Osool & Bakheet IPO Trading Fund Sharia Compliant

## Monthly Report

Version no.8

July 2016

### IPOs during the month

Company name	Sector	Listing date D/M/Y	Offering Size Million SAR	Allocated to funds		Highest price during the month	Change over the IPO price
				(%)	Million SAR		
-	-	-	-	-	-	-	-

### Monthly Analysis

Tadawul all share index (TASI) closed at 6302.17, decreased 3.04% in July. Telecommunication & Information Technology and Media & Publishing Sectors were the worst in performance this month, both decreased by 7.34% and 7.00% respectively. On the other hand, Insurance and Petrochemical Industries sectors both increased by 1.37% and 0.24%, respectively.

As for stocks level performance, Al Sagr Co-operative Insurance Co. and Tabuk Agricultural Development Co. were the best performers this month, both increased 32.31% and 27.96%, respectively. On the other hand, Aseer Trading, Tourism & Manufacturing Co. and Yamama Cement Co. stocks were the worst performers this month, both decreased 17.87% and 16.63%, respectively.

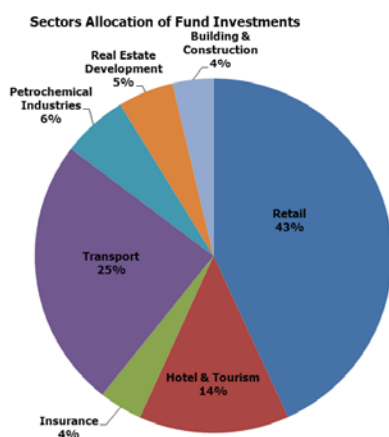
As for the leading stocks, Jabal Omar Development Co. and SABIC have increased by 0.75% and 0.33% respectively. On the other hand, Al Rajhi Bank decreased by 1.98%.

On the global level, Morgan Stanley Capital International (MSCI) index increased in July by 4.15%. For the US market, S&P500 index increased by 3.56% and Dow Jones Industrial index increased by 2.80%.

For the European markets, CAC 40 and DAX 30 showed an increased by 4.77% and 6.79% respectively. Also FTSE 100 increased by 3.38%.

In commodities markets, the ounce of gold increased by 2.17% and silver's ounce by 8.67%, and Brent crude oil barrel decreased by 15.03% to settle at \$ 40.36 per barrel by the end of the month.

The unit price of, "Osool & Bakheet IPO Trading Fund Sharia Compliant" during the month of July decreased by 4.22% (decreased by 2.47% since inception), where the benchmark "Osool & Bakheet Saudi IPO Trading Sharia Compliant index" decreased by 4.66% (decreased by 18.43% since fund inception).



### Top holding companies

Middle East Healthcare Co.

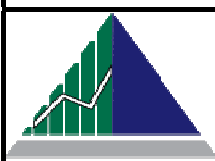
Saudi Ground Services Co.

Al Hokair Group

Saudi Marketing Co.

Al Hammadi Development & Investment

**Important Notice:** Osool & Bakheet Investment Company "OBIC" has made the best efforts to ensure that data collected hereby is true and accurate, even though, "OBIC" does not guarantee this information nor indemnify any unintentional error involved. The information mentioned here is not considered an advertisement for Osool & Bakheet products, nor does it offer an advice to buy, sell, or commit any investment actions. Investing in equities or any other investment instruments linked to equities, such as mutual funds, involves high volatility reflecting high degree of risk and therefore we recommend to always consult with a qualified financial advisor before investing in these instruments. In addition, we would like to note that the historical performance for any financial instruments or the benchmark does not reflect and could not be considered as a guide for the future performance, and OBIC does not guarantee that this performance will repeat or be the same in the future. To get the Terms and Conditions and see all the details related to Osool & Bakheet Investment Company funds and products please visit our website: [www.obic.com.sa](http://www.obic.com.sa) or kindly visit us at OBIC office in 7th floor of Akaria Building No.3, Olaya Street



شركة أصول و بخيت الاستثمارية  
Osool & Bakheet Investment Company

Phone: +966-11-4191797

Fax: +966-11-4191899

P.O. Box 63762 Riyadh 11526

CMA License: 08126-07