



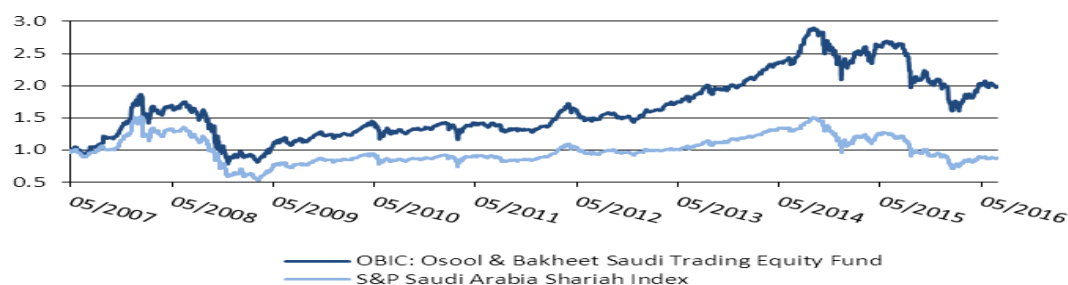
صندوق أصول و بخت للمتاجرة بالأسهم السعودية Osool & Bakheet Saudi Trading Equity Fund

Monthly Report

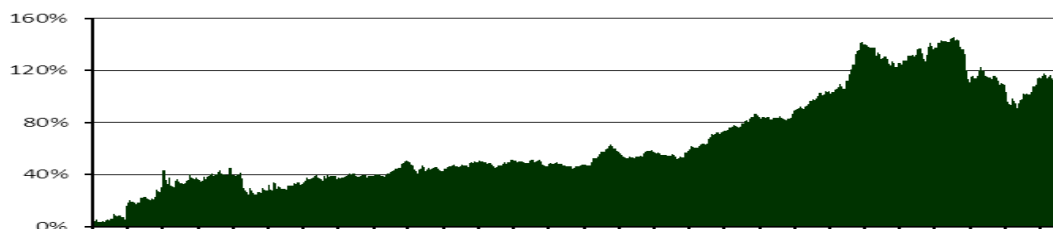
Version no. 111

July 2016

Fund Performance



Value added% (Fund performance – Benchmark Performance)



*The benchmark does not necessarily reflect all the fund's constituents, because this benchmark is calculated by a third party, and its constituents are defined by an independent sharia committee.

Main Features of the Fund

The Fund objective is to achieve a positive relative return comparing to the benchmark (S&P Saudi Arabia Shariah Index) by taking the lowest possible risk. In addition, the fund aims to achieve a better return than average return of similar competitors' Funds.

Unit price (as of 31/07/2016)	SAR 1.91	Benchmark	S&P Saudi Arabia Sharia Index
Net asset value of the fund	SAR 17. 03 Million	Minimum subscription	SAR 10,000
Currency	Saudi Riyal	Minimum subscription or redemption	SAR 10,000
Activity	Saudi Equity, Shariah Compliant	Subscription fees	None
Valuation frequency	Daily	Maximum redemption fees	None
Start date	7/05/2007	Management fees	1.5%
Issuing Price: 1.00 SAR (One Saudi Riyal)	SAR 1.00 (One Saudi Riyal)	Other fees	0.5% (Early Redemption Fees)



صندوق أصول و بخيت للمتاجرة بالأسهم السعودية Osool & Bakheet Saudi Trading Equity Fund

Monthly Report

Version no. 111

July 2016

Fund Performance versus Benchmark and Competitors Performance

Fund	Last valuation date	MTD	1 year	2 years	3 years	5 years	Since inception
OBIC: Osool & Bakheet Saudi Trading Equity Fund	31/07/2016	-3.6%	-25.5%	-27.5%	-0.8%	38.3%	91.3%
ANB: Al-Mubarak Saudi Equity Fund	31/07/2016	-3.7%	-24.1%	-25.1%	1.5%	27.2%	49.3%
FALCOM: Falcom Saudi Equity Fund	31/07/2016	-3.8%	-32.2%	-39.0%	-12.9%	14.0%	66.9%
Al Rajhi Capital: Al Rajhi Saudi Equity Fund	31/07/2016	-2.1%	-25.9%	-33.3%	-8.5%	23.3%	50.5%
Caam: Al-Saffa Saudi Equity Trading Fund	31/07/2016	-1.2%	-25.4%	-28.1%	-4.1%	49.2%	70.6%
NCB: AlAhli Saudi Trading Equity Fund	31/07/2016	-2.6%	-25.0%	-31.6%	-7.9%	18.5%	31.2%
SHB: Al Yusr Saudi Equity Fund	31/07/2016	-4.2%	-27.9%	-24.8%	5.0%	32.8%	37.7%
HSBC: HSBC Saudi Companies Equity Fund	27/07/2016	-1.4%	-35.1%	-40.8%	-19.5%	20.0%	28.0%
Riyad Capital: Riyadh Equity Fund 2	27/07/2016	-1.0%	-29.9%	-35.1%	-17.1%	9.5%	13.7%
Alistithmar: SAIB Saudi Companies Fund	31/07/2016	-2.0%	-22.5%	-26.7%	4.3%	40.4%	40.3%
SAMBA: Al Raed Saudi Equity Fund	27/07/2016	-1.0%	-28.8%	-30.1%	-5.9%	31.1%	20.6%
Aljazira Capital: AL-Taiyebat Saudi Equities Fund	31/07/2016	-2.6%	-24.2%	-20.5%	21.8%	59.7%	33.6%
KSB: KSB Saudi Equity Fund	27/07/2016	-1.4%	-26.9%	-29.8%	-5.0%	18.8%	-
JI: Jadwa Saudi Equity Fund	27/07/2016	-1.5%	-20.0%	-19.5%	13.3%	82.9%	-
JI: Jadwa Saudi Equity Index Fund	28/07/2016	-2.3%	-26.1%	-36.2%	-18.2%	7.2%	-
Global: Global Saudi Sharia Compliant Equity Fund	26/07/2016	-0.8%	-32.2%	-34.3%	-0.5%	29.0%	-
The Investor: The Investor Al-Hurr Saudi Equity Fund	28/07/2016	-12.3%	-35.3%	-39.1%	-11.9%	22.0%	-
Alawwal: Saudi Equity Fund	31/07/2016	-2.5%	-22.2%	-20.2%	6.9%	51.3%	-
Alinma: Alinma Saudi Equity Fund	31/07/2016	-0.2%	-31.0%	-32.8%	-3.9%	29.4%	-
Al Bilad: Ithmar Sharia Compliant Saudi Equity Fund	31/07/2016	-3.6%	-33.3%	-36.6%	-10.2%	-	-
SAMBA: Al Ataa Saudi Equity Fund	27/07/2016	-0.5%	-29.7%	-29.4%	-8.0%	-	-
Al Nefae: Saudi Equity Trading Fund - Sharia Compliant	27/07/2016	0.0%	-6.0%	-38.2%	-32.6%	-	-
HSBC: HSBC Saudi Freestyle Equity Fund	27/07/2016	-2.7%	-40.1%	-40.1%	-12.2%	-	-
Al-Khabeer Capital :Alkhabeer Saudi Equity Fund	31/07/2016	-2.0%	-24.7%	-25.9%	4.6%	-	-
Al-Khair Capital: Al-khair Capital Saudi Equity Fund	27/07/2016	-0.6%	-23.3%	-20.3%	-	-	-
Gulf investors: Deem Saudi Equity Fund	27/07/2016	-1.8%	-23.9%	-20.6%	-	-	-
Caam: Saudi Fransi Capital Saudi Equity Income Fund	31/07/2016	-1.0%	-27.5%	-38.0%	-	-	-
Aloula Geojit: Al Johar Saudi Equity Shariah-Committee Standards Compliant Fund	27/07/2016	-0.9%	-44.7%	-52.2%	-	-	-
Mulkia: Mulkia Saudi Equities Fund	27/07/2016	-3.0%	-20.4%	-	-	-	-
Saudi Kuwaiti Finance House: Baitk AlWaed Saudi Equity Fund	27/07/2016	-2.5%	-28.2%	-	-	-	-
NCB: Al-Ahli Freestyle Saudi Equity Fund	31/07/2016	-1.1%	-20.5%	-	-	-	-
Audi Capital: AUDI FREESTYLE SAUDI EQUITY FUND	31/07/2016	-1.7%	-13.9%	-	-	-	-
MEFIC Local Equity Fund	28/07/2016	-1.9%	-19.5%	-	-	-	-
EFG Hermes Hasaad Freestyle Saudi Equity Fund	27/07/2016	-2.2%	-16.3%	-	-	-	-
KSB: KSB Freestyle Saudi Equity Fund	27/07/2016	-2.7%	-	-	-	-	-
SAMBA: Al Ataa GCC Equity Fund	27/07/2016	-1.0%	-	-	-	-	-
Al Rajhi Capital: Al Rajhi Saudi Equity income Fund	31/07/2016	-1.7%	-	-	-	-	-
WASATAH: Wasatah Saudi Equity Fund	31/07/2016	-1.7%	-	-	-	-	-
Derayah: Derayah FreeStyle Saudi Equity fund	28/07/2016	-2.1%	-	-	-	-	-

Average Performance of Saudi Shariah Compliant Funds	-	-2.2%	-26.2%	-31.3%	-5.1%	31.8%	44.5%
S&P Saudi Arabia Shariah Index*	31/07/2016	-3.2%	-28.4%	-39.0%	-22.8%	-3.0%	-15.2%

*Source of statistics: Tadawul and Osool & Bakheet Investment Company.



صندوق أصول و بخيت للمتاجرة بالأسهم السعودية Osool & Bakheet Saudi Trading Equity Fund

Monthly Report

Version no. 111

July 2016

Monthly Analysis

Tadawul all share index (TASI) closed at 6302.17, decreased 3.04% in July. Telecommunication & Information Technology and Media & Publishing Sectors were the worst in performance this month, both decreased by 7.34% and 7.00% respectively. On the other hand, Insurance and Petrochemical Industries sectors both increased by 1.37% and 0.24%, respectively.

As for stocks level performance, Al Sagr Co-operative Insurance Co. and Tabuk Agricultural Development Co. were the best performers this month, both increased 32.31% and 27.96%, respectively. On the other hand, Aseer Trading Tourism & Manufacturing Co. and Yamama Cement Co. stocks were the worst performers this month, both decreased 17.87% and 16.63%, respectively.

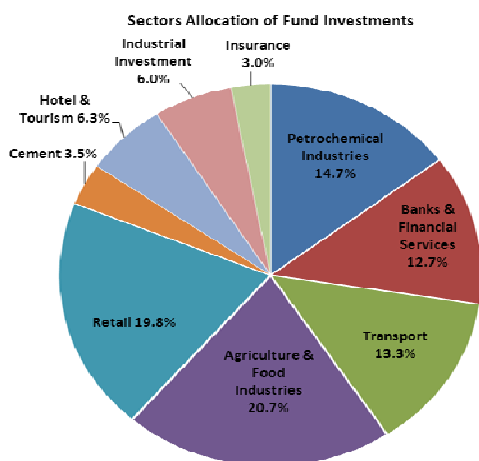
As for the leading stocks, Jabal Omar Development Co. and SABIC have increased by 0.75% and 0.33% respectively. On the other hand, Al Rajhi Bank decreased by 1.98%.

On the global level, Morgan Stanley Capital International (MSCI) index increased in July by 4.15%. For the US market, S&P500 index increased by 3.56% and Dow Jones Industrial index increased by 2.80%.

For the European markets, CAC 40 and DAX 30 showed an increased by 4.77% and 6.79% respectively. Also FTSE 100 increased by 3.38% .

In commodities markets, the ounce of gold increased by 2.17% and silver's ounce by 8.67%, and Brent crude oil barrel decreased by 15.03% to settle at \$ 40.36 per barrel by the end of the month.

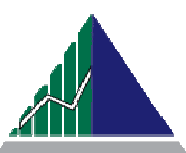
The unit price of, "Osool & Bakheet Saudi Trading Equity Fund" has decreased during the month of July by 3.57% (increased by 91.30% since inception), where the benchmark "S&P Saudi Shariah index "decreased by 3.17% (decreased by 15.18%since fund inception).



Top holding companies

Al Rajhi Bank
Advanced Petrochemical Co.
United International Transportation Co.
National Medical Care Co.
Dallah Healthcare Holding Company

Important Notice: Osool & Bakheet Investment Company "OBIC" has made the best efforts to ensure that data collected hereby is true and accurate, even though, "OBIC" does not guarantee this information nor indemnify any unintentional error involved. The information mentioned here is not considered an advertisement for Osool & Bakheet products, nor does it offer an advice to buy, sell, or commit any investment actions. Investing in equities or any other investment instruments linked to equities, such as mutual funds, involves high volatility reflecting high degree of risk and therefore we recommend to always consult with a qualified financial advisor before investing in these instruments. In addition, we would like to note that the historical performance for any financial instruments or the benchmark does not reflect and could not be considered as a guide for the future performance, and OBIC does not guarantee that this performance will repeat or be the same in the future. To get the Terms and Conditions and see all the details related to Osool & Bakheet Investment company funds and products please visit our website: www.obic.com.sa or kindly visit us at OBIC office in 7th floor of Akaria Building No.3, Olaya Street.



شركة أصول و بخيت للاستثمارية
Osool & Bakheet Investment Company

Phone: +966-11-4191797
Fax: +966-11-4191899
P.O. Box 63762 Riyadh 11526
CMA License: 08126-07
www.obic.com.sa