



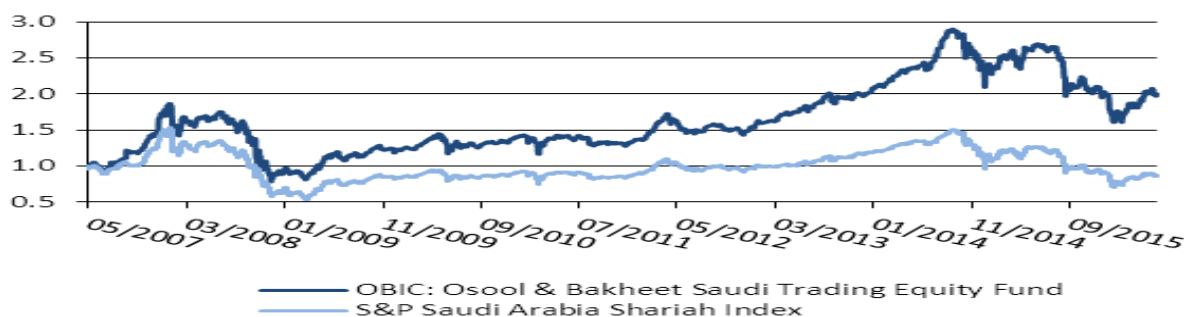
# صندوق أصول و بخت للمتاجرة بالأسهم السعودية Osool & Bakheet Saudi Trading Equity Fund

Monthly Report

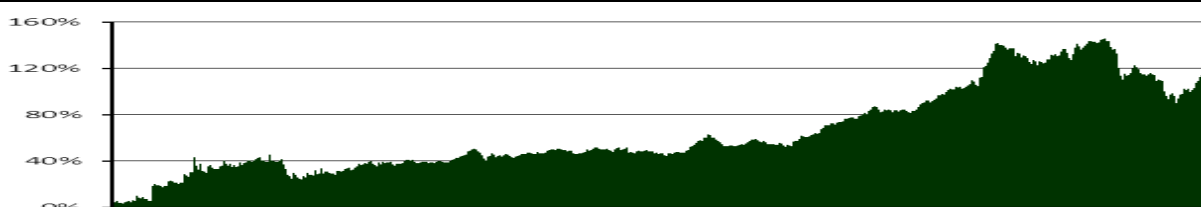
Version no. 109

May 2016

## Fund Performance



## Value added% (Fund performance – Benchmark Performance )



\*The benchmark does not necessarily reflect all the fund's constituents, because this benchmark is calculated by a third party, and its constituents are defined by an independent sharia committee

## Main Features of the Fund

The Fund objective is to achieve a positive relative return comparing to the benchmark (S&P Saudi Arabia Shariah Index) by taking the lowest possible risk. In addition, the fund aims to achieve a better return than average return of similar competitors' Funds.

|   |                                 |                                     |                               |
|---|---------------------------------|-------------------------------------|-------------------------------|
| Unit price (as of 31/05/2016) :           | : 2.01 SAR                      | Benchmark:                          | S&P Saudi Arabia Sharia Index |
| Net asset value of the fund               | :18.05 Million SAR              | Minimum subscription:               | SAR 10,000                    |
| Currency:                                 | Saudi Riyal                     | Minimum subscription or redemption: | SAR 10,000                    |
| Activity:                                 | Saudi Equity, Shariah Compliant | Subscription fees:                  | None                          |
| Valuation frequency:                      | Daily                           | Maximum redemption fees:            | None                          |
| Start date:                               | 7/05/2007                       | Management fees:                    | 1.5%                          |
| Issuing Price: 1.00 SAR (One Saudi Riyal) | SAR 1.00 (One Saudi Riyal)      | Other fees:                         | 0.5% (Early Redemption Fees ) |



# صندوق أصول و بخيت للمتاجرة بالأسهم السعودية Osool & Bakheet Saudi Trading Equity Fund

Monthly Report

Version no. 109

May 2016

## Fund Performance versus Benchmark and Competitors Performance

| Fund  | Last valuation date | MTD   | 1 year | 2 years | 3 years | 5 years | Since inception |
|---|---------------------|-------|--------|---------|---------|---------|-----------------|
| OBIC: Osool & Bakheet Saudi Trading Equity Fund                                 | 31/05/2016          | -1.7% | -25.2% | -16.0%  | 11.3%   | 41.1%   | 100.5%          |
| ANB: Al-Mubarak Saudi Equity Fund   | 29/05/2016          | -4.1% | -25.6% | -18.3%  | 8.0%    | 25.5%   | 53.1%           |
| FALCOM: FALCOM Saudi Equity Fund  | 31/05/2016          | -3.8% | -33.6% | -33.0%  | -5.0%   | 14.1%   | 72.7%           |
| Al Rajhi Saudi Equity Fund  | 31/05/2016          | -5.5% | -27.5% | -25.1%  | 0.5%    | 22.7%   | 54.0%           |
| Caam: Al-Saffa Saudi Equity Trading Fund  | 31/05/2016          | -3.9% | -28.0% | -23.5%  | 5.7%    | 47.1%   | 71.1%           |
| NCB: AlAhli Saudi Trading Equity Fund   | 31/05/2016          | -3.4% | -27.9% | -25.2%  | -0.9%   | 16.7%   | 33.4%           |
| SHB: Al Yusr Saudi Equity Fund  | 31/05/2016          | -2.3% | -29.1% | -18.9%  | 16.9%   | 31.1%   | 42.8%           |
| HSBC: HSBC Saudi Companies Equity Fund  | 30/05/2016          | -5.8% | -39.7% | -37.4%  | -12.6%  | 17.2%   | 27.9%           |
| Riyad Capital: Riyadh Equity Fund 2   | 30/05/2016          | -4.5% | -33.2% | -31.3%  | -12.2%  | 7.1%    | 13.2%           |
| Alistithmar: SAIB Saudi Companies Fund  | 31/05/2016          | -1.6% | -25.9% | -19.3%  | 11.2%   | 39.1%   | 41.5%           |
| SAMBA: Al Raed Saudi Equity Fund  | 30/05/2016          | -1.7% | -31.8% | -25.6%  | 1.8%    | 28.0%   | 20.3%           |
| Aljazira Capital: AL-Taiyebat Saudi Equities Fund                               | 31/05/2016          | -3.9% | -26.3% | -9.9%   | 27.9%   | 57.0%   | 35.8%           |
| KSB: KSB Saudi Equity Fund  | 30/05/2016          | -4.7% | -29.3% | -24.4%  | 1.1%    | 16.5%   | -               |
| JI: Jadwa Saudi Equity Fund   | 30/05/2016          | -3.3% | -22.8% | -15.0%  | 23.6%   | 78.8%   | -               |
| JI: Jadwa Saudi Equity Index Fund   | 30/05/2016          | -4.9% | -30.2% | -33.4%  | -12.6%  | 2.8%    | -               |
| Global: Global Saudi Sharia Compliant Equity Fund                               | 31/05/2016          | -3.0% | -34.3% | -27.0%  | 9.9%    | 24.8%   | -               |
| The Investor: The Investor Al-Hurr Saudi Equity Fund                            | 31/05/2016          | -2.3% | -29.2% | -23.2%  | 8.3%    | 34.4%   | -               |
| Alawwal: Saudi Equity Fund  | 31/05/2016          | -2.0% | -21.7% | -11.3%  | 16.0%   | 50.2%   | -               |
| Alinma: Alinma Saudi Equity Fund  | 31/05/2016          | -4.3% | -36.3% | -29.3%  | -0.2%   | 22.4%   | -               |
| Al Bilad: Ithmar Sharia Compliant Saudi Equity Fund                             | 29/05/2016          | -2.3% | -33.9% | -28.0%  | -3.4%   | -       | -               |
| SAMBA: Al Ataa Saudi Equity Fund  | 30/05/2016          | -3.3% | -32.2% | -25.4%  | -0.7%   | -       | -               |
| Al Nefae: Saudi Equity Trading Fund - Sharia Compliant                          | 30/05/2016          | -2.8% | -14.6% | -38.1%  | -34.7%  | -       | -               |
| HSBC: HSBC Saudi Freestyle Equity Fund  | 30/05/2016          | -6.4% | -43.7% | -35.2%  | -3.1%   | -       | -               |
| Al-Khabeer Capital :Alkhabeer Saudi Equity Fund                                 | 31/05/2016          | -1.7% | -25.9% | -17.4%  | -       | -       | -               |
| Al-Khair Capital: Alkhair Capital Saudi Equity Fund                             | 30/05/2016          | -1.2% | -25.7% | -12.5%  | -       | -       | -               |
| Gulf investors: DEEM Saudi Equity Fund  | 30/05/2016          | -3.6% | -26.1% | -12.5%  | -       | -       | -               |
| Caam: Saudi Fransi Capital Saudi Equity Income Fund                             | 31/05/2016          | -3.6% | -30.6% | -34.4%  | -       | -       | -               |
| Aloula Geojit: Al Johar Saudi Equity Shariah-Committee Standards Compliant Fund | 30/05/2016          | -4.7% | -50.5% | -50.3%  | -       | -       | -               |
| Mulkia: Mulkia Saudi Equities Fund  | 30/05/2016          | -3.7% | -23.4% | -       | -       | -       | -               |
| Saudi Kuwaiti Finance House: Baitk AlWaed Saudi Equity Fund                     | 30/05/2016          | -4.8% | -30.1% | -       | -       | -       | -               |
| NCB: AlAhli Freestyle Saudi Equity Fund   | 31/05/2016          | -3.0% | -24.3% | -       | -       | -       | -               |
| Audi Capital: AUDI FREESTYLE SAUDI EQUITY FUND                                  | 31/05/2016          | -2.7% | -      | -       | -       | -       | -               |
| MEFIC Local Equity Fund   | 30/05/2016          | -2.2% | -23.8% | -       | -       | -       | -               |
| EFG Hermes Hasaad Freestyle Saudi Equity Fund                                   | 30/05/2016          | -1.8% | -      | -       | -       | -       | -               |
| KSB: KSB Freestyle Saudi Equity Fund  | 30/05/2016          | -4.5% | -      | -       | -       | -       | -               |
| SAMBA: Al Ataa GCC Equity Fund  | 30/05/2016          | -0.8% | -      | -       | -       | -       | -               |
| Al Rajhi Capital: Al Rajhi Saudi Equity income Fund                             | 29/05/2016          | -6.1% | -      | -       | -       | -       | -               |
| WASATAH: Wasatah Saudi Equity Fund  | 31/05/2016          | -2.3% | -      | -       | -       | -       | -               |
| Derayah: Derayah FreeStyle Saudi Equity fund                                    | 30/05/2016          | -3.1% | -      | -       | -       | -       | -               |

|  |            |       |        |        |        |       |        |
|--|------------|-------|--------|--------|--------|-------|--------|
| Average Performance of Saudi Shariah Compliant Funds | -          | -3.4% | -29.6% | -25.0% | 2.5%   | 30.3% | 47.2%  |
| S&P Saudi Arabia Shariah Index                       | 31/05/2016 | -3.9% | -31.0% | -35.0% | -16.4% | -5.7% | -13.2% |

Source of statistics: Tadawul and Osool & Bakheet Investment Company.



# صندوق أصول و بخت للمتاجرة بالأسهم السعودية Osool & Bakheet Saudi Trading Equity Fund

Monthly Report

Version no. 109

May 2016

## Monthly Analysis

Tadawul all share index (TASI) closed at 6448.42, decreased 5.25% in May. Almost all sectors recorded a decrease in performance this month, worst performance was in Hotel & Tourism Sector and Real Estate Development Sector, both decreased by 11.67% and 9.97% respectively. As for stocks level performance, Both Saudi Re for Cooperative Reinsurance Co. and Salama Cooperative Insurance Co stocks were the worst performers this month, both decreased 20.29% and 25.44%, respectively. On the other hand, both Fawaz Abdulaziz AlHokair Co. and Filing & Packing Materials Manufacturing Co. were the best performers this month. Both increased 20.60% and 12.79%, respectively. As for the leading stocks, Al Rajhi Bank, SABIC and National Commercial Bank have decreased by 3.31%, 3.92% and 8.23% respectively.

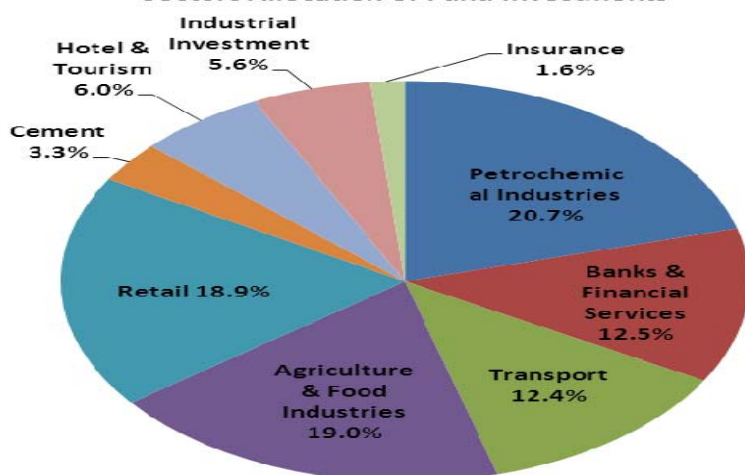
On the global level, Morgan Stanley Capital International (MSCI) index increased in May by 0.23%. For the US market, S&P500 index increased by 1.53% and Dow Jones Industrial index increased by 0.08%.

For the European markets CAC 40 and DAX 30 showed an increase by 1.73% and 2.23% respectively. Also FTSE 100 decreased by 0.18%.

In commodities markets, the ounce of gold decreased by 6.07% and silver's ounce decreased by 10.38%, and Brent crude oil barrel increased by 8.10% to settle at \$48.96 per barrel by the end of the month.

The unit price of, "Osool & Bakheet Saudi Trading Equity Fund" Has during the month of May decreased by 1.73% (increased by 100.52% since inception), where the benchmark "S&P Saudi Shariah index" decreased by 3.86% (decreased by 13.23% since fund inception).

Sectors Allocation of Fund Investments



### Top holding companies

Advanced Petrochemical Co.

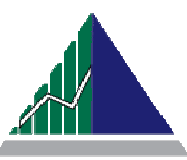
Al Rajhi Bank

Saudi Basic Industries Corp.

United International Transportation Co.

National Medical Care Co.

Important Notice: Osool & Bakheet Investment Company "OBIC" has made the best efforts to ensure that data collected hereby is true and accurate, even though, "OBIC" does not guarantee this information nor indemnify any unintentional error involved. The information mentioned here is not considered an advertisement for Osool & Bakheet products, nor does it offer an advice to buy, sell, or commit any investment actions. Investing in equities or any other investment instruments linked to equities, such as mutual funds, involves high volatility reflecting high degree of risk and therefore we recommend to always consult with a qualified financial advisor before investing in these instruments. In addition, we would like to note that the historical performance for any financial instruments or the benchmark does not reflect and could not be considered as a guide for the future performance, and OBIC does not guarantee that this performance will repeat or be the same in the future. To get the Terms and Conditions and see all the details related to Osool & Bakheet Investment company funds and products please visit our website: [www.obic.com.sa](http://www.obic.com.sa) or kindly visit us at OBIC office in 7th floor of Akaria Building No.3, Olaya Street.



شركة أصول و بخت الاستثمارية  
Osool & Bakheet Investment Company

Phone: +966-11-4191797

Fax: +966-11-4191899

P.O. Box 63762 Riyadh 11526

CMA License: 08126-07

[www.obic.com.sa](http://www.obic.com.sa)