



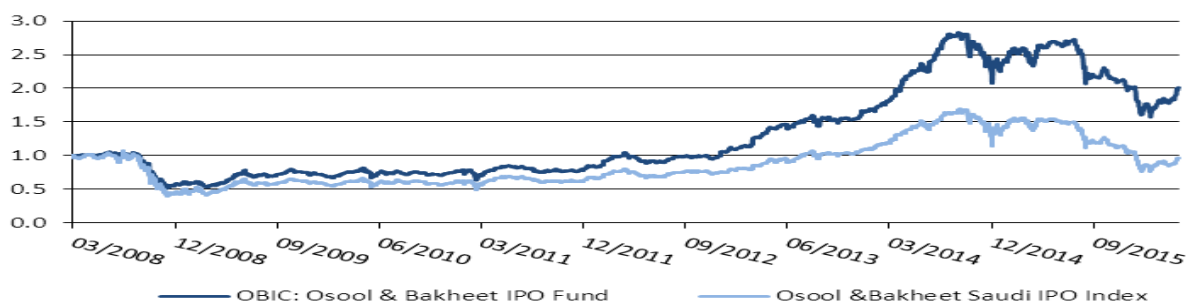
# صندوق أصول و بخت للإصدارات الأولية Osool & Bakheet IPO Fund

Monthly Report

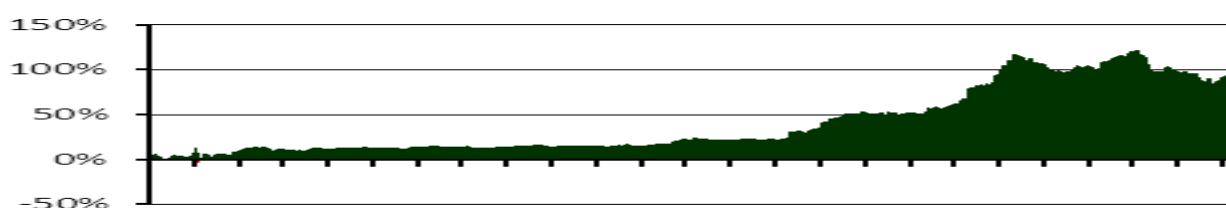
Version no.96

April 2016

## Fund Performance



## Value added% (Fund performance – Benchmark Performance )



## Main Features of the Fund

The Fund is primarily designed to maximize capital growth through achieving positive returns. The Fund mainly invests in initial public offerings of shares of Saudi joint companies during the first three years of trading. In addition, the fund manager is allowed to invest maximum 25% of the fund assets in small and medium cap companies' stocks.

Unit price as of (28/04/2016):	2.01 SAR	Minimum subscription:	SAR 10,000
Net asset value of the fund :	404.19 Million SAR	Minimum subscription or redemption:	SAR 10,000
Currency:	Saudi Riyal	Subscription fees:	None
Activity:	Saudi Equity, IPOs	Maximum redemption fees:	None
Valuation frequency:	Daily	Management fees:	2%
Start date:	16/03/2008	Other fees:	Custody fees of 0.5% annual and early redemption of 1.75%
Issuing Price:	SAR 1.00 (One Saudi Riyal)	Benchmark:	Osool & Bakheet Saudi IPO Index

\*Calculated by S&P DOW JONES INDICES, Source of statistics: Tadawul and Osool & Bakheet Investment Company.



# صندوق أصول و بخيت للإصدارات الأولية Osool & Bakheet IPO Fund

Monthly Report

Version no.96

April 2016

## Fund Performance versus Benchmark and Competitors Performance

Fund	Last valuation date	MTD	1 year	2 years	3 years	5 years	Since inception
OBIC: Osool & Bakheet IPO Fund	28/04/2016	10.7%	-23.4%	-7.8%	41.6%	144.4%	101.2%
KSB: KSB IPO Fund	28/04/2016	3.4%	-11.5%	-1.8%	38.3%	122.1%	-
Falcom: Falcom IPO Fund	24/04/2016	7.8%	-22.5%	-11.0%	21.0%	168.1%	-
Arbah Capital: Arbah IPO Fund	27/04/2016	3.1%	-15.0%	6.5%	38.0%	-	-
MEFIC: MEFIC IPO FUND	28/04/2016	7.1%	-8.2%	-	-	-	-
Saudi Kuwaiti Finance House: Baitk IPO Fund	27/04/2016	7.5%	-25.6%	-	-	-	-
Mulkia: Mulkia IPO Fund	27/04/2016	3.7%	-0.1%	-	-	-	-
Audi Capital: AUDI IPO FUND	30/04/2016	6.3%	-16.0%	-	-	-	-
SHB: Al Yusr SHC IPO Fund	28/04/2016	6.3%	-12.2%	-	-	-	-
Musharaka: Musharaka IPO Fund	28/04/2016	6.1%	3.6%	-	-	-	-
BMK: BMK IPO Fund	25/04/2016	-1.5%	43.1%	-	-	-	-
ASHMORE: ASHMORE IPO FUND	27/04/2016	4.6%	-3.5%	-	-	-	-
WASATAH: Wasatah IPO Fund	28/04/2016	5.4%	-7.6%	-	-	-	-
Muscat Capital: Muscat Capital IPO Fund	27/04/2016	-0.3%	6.5%	-	-	-	-
Blom: Blom Saudi IPO Fund	27/04/2016	1.5%	1.2%	-	-	-	-
Al-Khair Capital: Al-khair Capital IPOs Fund	25/04/2016	3.1%	-	-	-	-	-
Alinma: Alinma IPO Fund	27/04/2016	2.1%	-	-	-	-	-
Derayah: Derayah IPO Fund	28/04/2016	4.5%	-	-	-	-	-
Al-Nefaie: Al-Nefaie IPO Fund	27/04/2016	1.8%	-	-	-	-	-
Caam: Saudi Fransi GCC IPO Fund	28/04/2016	2.4%	-	-	-	-	-
NOMW IPO Fund	27/04/2016	-0.3%	-	-	-	-	-
Alistithmar: SAIB Saudi IPO Fund	28/04/2016	5.2%	-	-	-	-	-
Al Rajhi Capital: IPO Fund	27/04/2016	5.1%	-	-	-	-	-
NCB: AlAhli IPO Fund	28/04/2016	8.1%	-	-	-	-	-
OBIC: Osool & Bakheet IPO Trading Fund Sharia Compliant	28/04/2016	11.0%	-	-	-	-	-
Aloula Geojit: Aloula Geojit Capital IPO Fund	27/04/2016	-3.5%	-	-	-	-	-
Al-Khabeer Capital: Alkhabeer IPO Fund	26/04/2016	2.2%	-	-	-	-	-
Tharwat IPO Fund	27/04/2016	-0.5%	-	-	-	-	-
Adeem Capital: Adeem Funds of IPO Funds	28/04/2016	1.2%	-	-	-	-	-

Average Performance of IPO Funds	-	3.9%	-6.1%	-3.5%	34.7%	144.9%	101.2%
Osool & Bakheet Saudi IPO Index	28/04/2016	11.8%	-37.2%	-29.7%	1.5%	44.0%	-3.3%

Source of statistics: Tadawul and Osool & Bakheet Investment Company



# صندوق أصول و بخت للإصدارات الأولية Osool & Bakheet IPO Fund

Monthly Report

Version no.96

April 2016

## IPOs during the month

Company name	Sector	Listing date D/M/Y	Offering Size Million SAR	Allocated to funds		Highest price during the month	Change over the IPO price
				(%)	Million SAR		

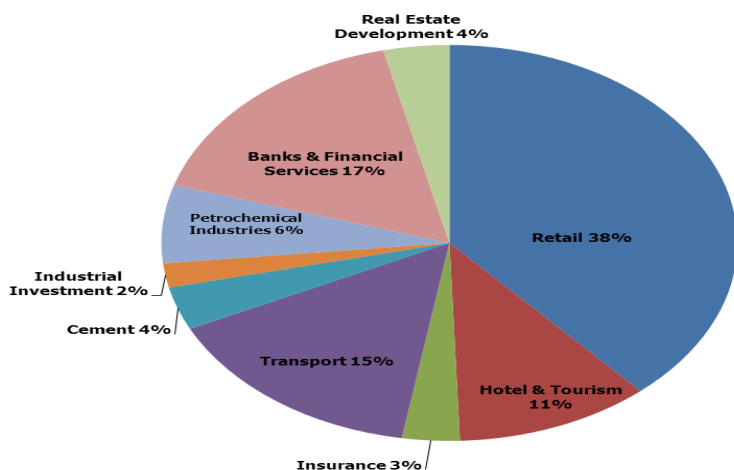
## Monthly Analysis

Tadawul all share index (TASI) closed at 6805.84, increased 9.36% in April. All sectors recorded an increase in performance this month, Top performances were Industrial Investments and Hotel & Tourism Sectors, both increased by 19.83% and 18.87% respectively. As for stocks level performance, Both The Saudi Investment Bank and Yanbu Cement Co. stocks were the worst performers this month, both decreased 10.71% and 8.67%, respectively. On the other hand, Both Salama Cooperative Insurance Co. and Saudi Kayan Petrochemical Co. were the best performers this month. Both increased 45.59% and 39.33%, respectively. As for the leading stocks, Al Rajhi Bank, SABIC and National Commercial Bank have increased by 16.33%, 13.56% and 9.31% respectively.

On the global level, Morgan Stanley Capital International (MSCI) index increased in April by 1.38%. For the US market, S&P500 index increased by 0.27% and Dow Jones Industrial index increased by 0.50%. For the European markets CAC 40 and DAX 30 showed an increase by 1.00% and 0.74% respectively. Also FTSE 100 increased by 1.09%. In commodities markets, the ounce of gold increased by 4.95% and silver's ounce increased by 15.59%, and Brent crude oil barrel increased by 21.39% to settle at \$45.29 per barrel by the end of the month.

The unit price of, "Osool & Bakheet IPO Fund" has increased during the month of April by 10.75% (increased 101.17% since inception), where the benchmark "Osool & Bakheet Saudi IPO index" increased by 11.81% (decreased by 3.28% since fund inception).

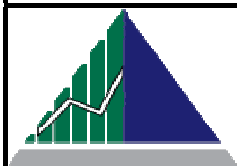
Sectors Allocation of Fund Investments



## Top holding companies

National Commercial Bank
Middle East Healthcare Co.
Al Hokair Group
Saudi Ground Services Co.
Al Hammadi Development & Investment

Important Notice: Osool & Bakheet Investment Company "OBIC" has made the best efforts to ensure that data collected hereby is true and accurate, even though, "OBIC" does not guarantee this information nor indemnify any unintentional error involved. The information mentioned here is not considered an advertisement for Osool & Bakheet products, nor does it offer an advice to buy, sell, or commit any investment actions. Investing in equities or any other investment instruments linked to equities, such as mutual funds, involves high volatility reflecting high degree of risk and therefore we recommend to always consult with a qualified financial advisor before investing in these instruments. In addition, we would like to note that the historical performance for any financial instruments or the benchmark does not reflect and could not be considered as a guide for the future performance, and OBIC does not guarantee that this performance will repeat or be the same in the future. To get the Terms and Conditions and see all the details related to Osool & Bakheet Investment Company funds and products please visit our website: [www.obic.com.sa](http://www.obic.com.sa) or kindly visit us at OBIC office in 7th floor of Akaria Building No.3, Olaya Street



شركة أصول و بخت للاستثمارية  
Osool & Bakheet Investment Company

Phone: +966-11-4191797  
Fax: +966-11-4191899  
P.O. Box 63762 Riyadh 11526  
CMA License: 08126-07  
[www.obic.com.sa](http://www.obic.com.sa)