



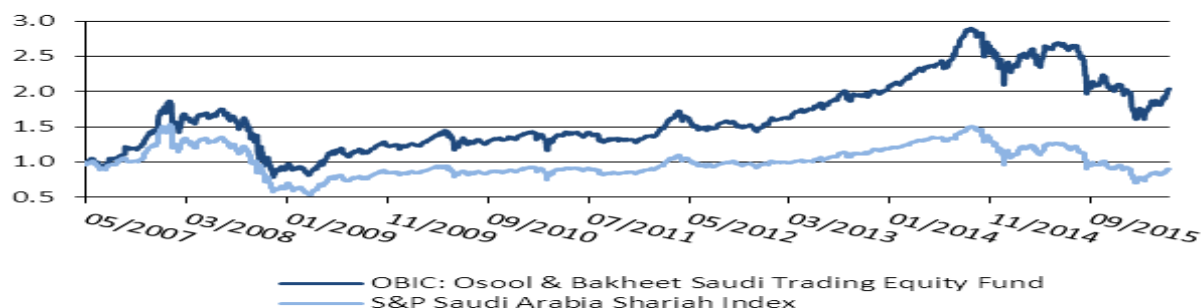
صندوق أصول و بخت للمتاجرة بالأسهم السعودية Osool & Bakheet Saudi Trading Equity Fund

Monthly Report


Version no. 108

April 2016

Fund Performance



Value added% (Fund performance – Benchmark Performance)



*The benchmark does not necessarily reflect all the fund's constituents, because this benchmark is calculated by a third party, and its constituents are defined by an independent sharia committee

Main Features of the Fund

The Fund objective is to achieve a positive relative return comparing to the benchmark (S&P Saudi Arabia Shariah Index) by taking the lowest possible risk. In addition, the fund aims to achieve a better return than average return of similar competitors' Funds.

Unit price (as of 28 / 04 /2016) :	:2.04 SAR	Benchmark:	S&P Saudi Arabia Sharia Index
Net asset value of the fund	:19.08 Million SAR	Minimum subscription:	SAR 10,000
Currency:	Saudi Riyal	Minimum subscription or redemption:	SAR 10,000
Activity:	Saudi Equity, Shariah Compliant	Subscription fees:	None
Valuation frequency:	Daily	Maximum redemption fees:	None
Start date:	7/05/2007	Management fees:	1.5%
Issuing Price: 1.00 SAR (One Saudi Riyal)	SAR 1.00 (One Saudi Riyal)	Other fees:	0.5% (Early Redemption Fees)



صندوق أصول و بخت للمتاجرة بالأسهم السعودية Osool & Bakheet Saudi Trading Equity Fund

Monthly Report

Version no. 108

April 2016

Fund Performance versus Benchmark and Competitors Performance

Fund	Last valuation date	MTD	1 year	2 years	3 years	5 years	Since inception
OBIC: Osool & Bakheet Saudi Trading Equity Fund	28/04/2016	11.2%	-22.1%	-13.1%	16.8%	43.1%	104.1%
ANB: Al-Mubarak Saudi Equity Fund	27/04/2016	10.3%	-21.4%	-12.5%	14.6%	31.6%	59.6%
FALCOM: FALCOM Saudi Equity Fund	28/04/2016	7.9%	-30.4%	-29.0%	1.9%	21.3%	79.5%
Al Rajhi Saudi Equity Fund	28/04/2016	8.2%	-23.8%	-19.6%	9.3%	29.8%	62.9%
Caam: Al-Saffa Saudi Equity Trading Fund	28/04/2016	8.7%	-25.1%	-18.6%	15.4%	52.0%	78.2%
NCB: AlAhli Saudi Trading Equity Fund	28/04/2016	10.4%	-25.8%	-21.3%	6.7%	21.7%	38.1%
SHB: Al Yusr Saudi Equity Fund	28/04/2016	6.9%	-26.5%	-13.6%	23.3%	33.8%	46.1%
HSBC: HSBC Saudi Companies Equity Fund	27/04/2016	10.6%	-36.0%	-31.3%	-2.3%	25.4%	35.8%
Riyad Capital: Riyadh Equity Fund 2	27/04/2016	7.7%	-30.6%	-26.3%	-5.4%	11.4%	18.5%
Alistithmar: SAIB Saudi Companies Fund	28/04/2016	12.7%	-22.1%	-15.5%	15.7%	41.2%	43.9%
SAMBA: Al Raed Saudi Equity Fund	27/04/2016	5.7%	-31.3%	-22.5%	7.0%	30.8%	22.3%
Aljazira Capital: AL-Taiyebat Saudi Equities Fund	28/04/2016	9.2%	-21.4%	-4.8%	37.4%	64.9%	41.3%
KSB: KSB Saudi Equity Fund	27/04/2016	8.1%	-23.9%	-19.3%	8.6%	23.0%	-
JI: Jadwa Saudi Equity Fund	27/04/2016	5.0%	-17.3%	-10.7%	32.5%	86.0%	-
JI: Jadwa Saudi Equity Index Fund	28/04/2016	10.6%	-27.2%	-28.6%	-6.1%	9.0%	-
Global: Global Saudi Sharia Compliant Equity Fund	26/04/2016	8.1%	-31.7%	-22.8%	15.0%	28.6%	-
The Investor: The Investor Al-Hurr Saudi Equity Fund	28/04/2016	8.6%	-27.1%	-18.4%	15.3%	37.6%	-
Alawwal: Saudi Equity Fund	28/04/2016	6.9%	-18.1%	-7.5%	22.5%	54.9%	-
Alinma: Alinma Saudi Equity Fund	26/04/2016	10.7%	-30.6%	-23.8%	7.6%	29.0%	-
Al Bilad: Ithmar Sharia Compliant Saudi Equity Fund	27/04/2016	12.0%	-31.3%	-24.6%	2.4%	-	-
SAMBA: Al Ataa Saudi Equity Fund	27/04/2016	5.9%	-31.2%	-23.2%	3.4%	-	-
Al Nefae: Saudi Equity Trading Fund - Sharia Compliant	27/04/2016	0.2%	-13.9%	-36.1%	-32.9%	-	-
HSBC: HSBC Saudi Freestyle Equity Fund	27/04/2016	10.9%	-40.0%	-27.3%	10.6%	-	-
Al-Khabeer Capital :Alkhabeer Saudi Equity Fund	26/04/2016	9.4%	-22.4%	-13.2%	-	-	-
Al-Khair Capital: Alkhair Capital Saudi Equity Fund	27/04/2016	4.7%	-22.5%	-9.4%	-	-	-
Gulf investors: DEEM Saudi Equity Fund	27/04/2016	5.6%	-20.6%	-7.5%	-	-	-
Caam: Saudi Fransi Capital Saudi Equity Income Fund	28/04/2016	9.4%	-27.9%	-30.4%	-	-	-
Aloula Geojit: Al Johar Saudi Equity Shariah-Committee Standards Compliant Fund	27/04/2016	8.3%	-47.1%	-48.2%	-	-	-
Mulkia: Mulkia Saudi Equities Fund	27/04/2016	9.6%	-18.6%	-	-	-	-
Saudi Kuwaiti Finance House: Baitk AlWaed Saudi Equity Fund	27/04/2016	8.7%	-25.4%	-	-	-	-
NCB: AlAhli Freestyle Saudi Equity Fund	28/04/2016	11.8%	-21.3%	-	-	-	-
Audi Capital: AUDI FREESTYLE SAUDI EQUITY FUND	30/04/2016	9.4%	-	-	-	-	-
MEFIC Local Equity Fund	28/04/2016	8.1%	-	-	-	-	-
EFG Hermes Hasaad Freestyle Saudi Equity Fund	27/04/2016	6.7%	-	-	-	-	-
KSB: KSB Freestyle Saudi Equity Fund	27/04/2016	7.6%	-	-	-	-	-
SAMBA: Al Ataa GCC Equity Fund	27/04/2016	1.1%	-	-	-	-	-
Al Rajhi Capital: Al Rajhi Saudi Equity income Fund	27/04/2016	7.5%	-	-	-	-	-
WASATAH: Wasatah Saudi Equity Fund	28/04/2016	4.2%	-	-	-	-	-
Derayah: Derayah FreeStyle Saudi Equity fund	28/04/2016	2.6%	-	-	-	-	-

Average Performance of Saudi Shariah Compliant Funds	-	7.9%	-26.3%	-20.7%	9.5%	35.5%	52.5%
S&P Saudi Arabia Shariah Index	28/04/2016	9.9%	-28.7%	-31.1%	-11.1%	-0.9%	-9.7%

Source of statistics: Tadawul and Osool & Bakheet Investment Company.



صندوق أصول و بخت للمتاجرة بالأسهم السعودية Osool & Bakheet Saudi Trading Equity Fund

Monthly Report

Version no. 108

April 2016

Monthly Analysis

Tadawul all share index (TASI) closed at 6805.84, increased 9.36% in April. All sectors recorded an increase in performance this month, Top performances were Industrial Investments and Hotel & Tourism Sectors, both increased by 19.83% and 18.87% respectively. As for stocks level performance, Both The Saudi Investment Bank and Yanbu Cement Co. stocks were the worst performers this month, both decreased 10.71% and 8.67%, respectively. On the other hand, Both Salama Cooperative Insurance Co. and Saudi Kayan Petrochemical Co. were the best performers this month. Both increased 45.59% and 39.33%, respectively.

As for the leading stocks, Al Rajhi Bank, SABIC and National Commercial Bank have increased by 16.33%, 13.56% and 9.31% respectively.

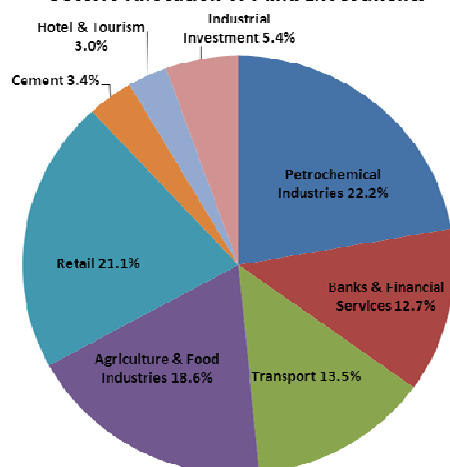
On the global level, Morgan Stanley Capital International (MSCI) index increased in April by 1.38%. For the US market, S&P500 index increased by 0.27% and Dow Jones Industrial index increased by 0.50%.

For the European markets CAC 40 and DAX 30 showed an increase by 1.00% and 0.74% respectively. Also FTSE 100 increased by 1.09%.

In commodities markets, the ounce of gold increased by 4.95% and silver's ounce increased by 15.59%, and Brent crude oil barrel increased by 21.39% to settle at \$45.29 per barrel by the end of the month.

The unit price of, "Osool & Bakheet Saudi Trading Equity Fund" Has increased during the month of April by 11.16% (increased by 104.06% since inception), where the benchmark "S&P Saudi Shariah index" increased by 9.90% (decreased by 9.74% since fund inception).

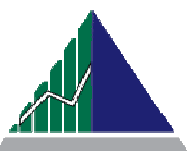
Sectors Allocation of Fund Investments



Top holding companies

Advanced Petrochemical Co.
Al Rajhi Bank
Saudi Basic Industries Corp.
United International Transportation Co.
Dallah Healthcare Holding Company

Important Notice: Osool & Bakheet Investment Company "OBIC" has made the best efforts to ensure that data collected hereby is true and accurate, even though, "OBIC" does not guarantee this information nor indemnify any unintentional error involved. The information mentioned here is not considered an advertisement for Osool & Bakheet products, nor does it offer an advice to buy, sell, or commit any investment actions. Investing in equities or any other investment instruments linked to equities, such as mutual funds, involves high volatility reflecting high degree of risk and therefore we recommend to always consult with a qualified financial advisor before investing in these instruments. In addition, we would like to note that the historical performance for any financial instruments or the benchmark does not reflect and could not be considered as a guide for the future performance, and OBIC does not guarantee that this performance will repeat or be the same in the future. To get the Terms and Conditions and see all the details related to Osool & Bakheet Investment company funds and products please visit our website: www.obic.com.sa or kindly visit us at OBIC office in 7th floor of Akaria Building No.3, Olaya Street.



شركة أصول و بخت الاستثمارية
Osool & Bakheet Investment Company

Phone: +966-11-4191797
Fax: +966-11-4191899
P.O. Box 63762 Riyadh 11526
CMA License: 08126-07
www.obic.com.sa