



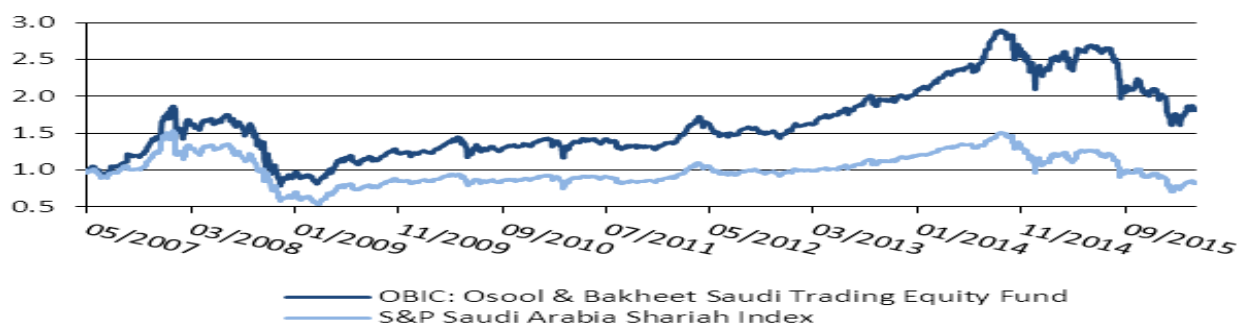
# صندوق أصول و بخت للمتاجرة بالأسهم السعودية Osool & Bakheet Saudi Trading Equity Fund

Monthly Report

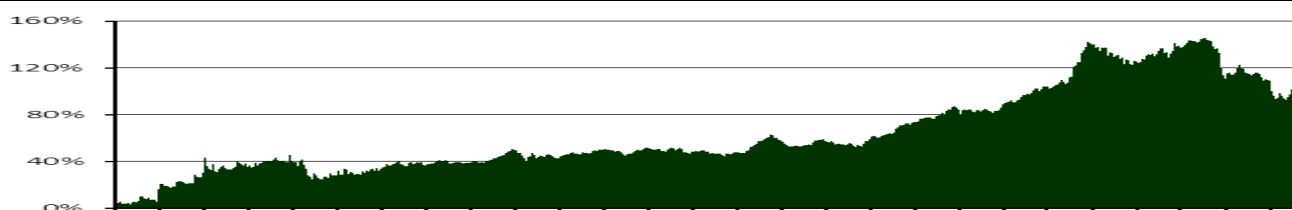
Version no. 107

March 2016

## Fund Performance



## Value added% (Fund performance – Benchmark Performance )



\*The benchmark does not necessarily reflect all the fund's constituents, because this benchmark is calculated by a third party, and its constituents are defined by an independent sharia committee

## Main Features of the Fund

The Fund objective is to achieve a positive relative return comparing to the benchmark (S&P Saudi Arabia Shariah Index) by taking the lowest possible risk. In addition, the fund aims to achieve a better return than average return of similar competitors' Funds.

Unit price (as of 31 / 03 /2016) :	:1.84 SAR	Benchmark:	S&P Saudi Arabia Sharia Index
Net asset value of the fund	: 17.28 Million SAR	Minimum subscription:	SAR 10,000
Currency:	Saudi Riyal	Minimum subscription or redemption:	SAR 10,000
Activity:	Saudi Equity, Shariah Compliant	Subscription fees:	None
Valuation frequency:	Daily	Maximum redemption fees:	None
Start date:	7/05/2007	Management fees:	1.5%
Issuing Price: 1.00 SAR (One Saudi Riyal)	SAR 1.00 (One Saudi Riyal)	Other fees:	0.5% (Early Redemption Fees )



# صندوق أصول و بخيت للمتاجرة بالأسهم السعودية Osool & Bakheet Saudi Trading Equity Fund

Monthly Report

Version no. 107

March 2016

## Fund Performance versus Benchmark and Competitors Performance

Fund	Last valuation date	MTD	1 year	2 years	3 years	5 years	Since inception
OBIC: Osool & Bakheet Saudi Trading Equity Fund	31/03/2016	4.1%	-23.2%	-20.8%	7.5%	33.8%	83.6%
ANB: Al-Mubarak Saudi Equity Fund	30/03/2016	2.2%	-22.5%	-19.9%	5.7%	26.2%	44.7%
FALCOM: FALCOM Saudi Equity Fund	31/03/2016	1.9%	-26.2%	-33.3%	-3.2%	18.2%	66.3%
Al Rajhi Capital: Al Rajhi Saudi Equity Fund	31/03/2016	2.9%	-20.7%	-24.2%	3.8%	24.9%	50.6%
Caam: Al-Saffa Saudi Equity Trading Fund	31/03/2016	2.2%	-24.4%	-24.5%	6.5%	46.7%	63.9%
NCB: Al-Ahli Saudi Trading Equity Fund	31/03/2016	2.4%	-24.9%	-28.2%	0.1%	14.7%	25.1%
SHB: Al Yusr Saudi Equity Fund	31/03/2016	3.9%	-24.1%	-18.5%	16.6%	28.6%	36.7%
HSBC: HSBC Saudi Companies Equity Fund	30/03/2016	2.9%	-35.3%	-36.4%	-8.9%	17.9%	22.7%
Riyad Capital: Riyadh Equity Fund 2	30/03/2016	0.5%	-30.4%	-30.6%	-11.1%	7.3%	10.1%
Alistithmar: SAIB Saudi Companies Fund	31/03/2016	1.3%	-24.2%	-23.4%	3.9%	29.0%	27.7%
SAMBA: Al Raed Saudi Equity Fund	30/03/2016	0.1%	-30.5%	-25.0%	3.6%	28.0%	15.7%
Aljazira Capital: AL-Taiyebat Saudi Equities Fund	31/03/2016	2.0%	-21.3%	-11.3%	30.1%	57.9%	29.4%
KSB: KSB Saudi Equity Fund	30/03/2016	1.5%	-23.9%	-24.0%	3.2%	17.1%	-
JI: Jadwa Saudi Equity Fund	30/03/2016	1.1%	-13.0%	-13.6%	29.9%	85.4%	-
JI: Jadwa Saudi Equity Index Fund	31/03/2016	2.3%	-25.2%	-34.3%	-13.9%	1.8%	-
Global: Global Saudi Sharia Compliant Equity Fund	29/03/2016	0.6%	-29.3%	-26.3%	8.7%	22.2%	-
The Investor: The Investor Al-Hurr Saudi Equity Fund	31/03/2016	0.9%	-25.0%	-24.0%	8.5%	29.7%	-
Alawwal: Saudi Equity Fund	31/03/2016	2.5%	-18.3%	-11.4%	19.7%	49.6%	-
Alinma: Alinma Saudi Equity Fund	29/03/2016	1.6%	-30.2%	-30.3%	-0.7%	20.8%	-
Al Bilad: Ithmar Sharia Compliant Saudi Equity Fund	30/03/2016	0.3%	-34.4%	-30.7%	-5.0%	-	-
SAMBA: Al Ataa Saudi Equity Fund	30/03/2016	0.4%	-30.1%	-25.7%	0.4%	-	-
Al Nefae: Saudi Equity Trading Fund - Sharia Compliant	30/03/2016	-0.1%	-14.3%	-32.3%	-34.3%	-	-
HSBC: HSBC Saudi Freestyle Equity Fund	30/03/2016	4.2%	-40.0%	-32.5%	6.9%	-	-
Al-Khabeer Capital : Al-Khabeer Saudi Equity Fund	29/03/2016	-0.2%	-21.0%	-19.4%	-	-	-
Al-Khair Capital: Alkhair Capital Saudi Equity Fund	30/03/2016	0.2%	-17.7%	-12.4%	-	-	-
Gulf investors: Deem Saudi Equity Fund	30/03/2016	0.9%	-16.5%	-10.6%	-	-	-
Caam: Saudi Fransi Capital Saudi Equity Income Fund	31/03/2016	2.3%	-27.8%	-35.5%	-	-	-
Aloula Geojit: Al Johar Saudi Equity Shariah-Committee Standards Compliant Fund	30/03/2016	1.4%	-47.8%	-	-	-	-
Mulkia: Mulkia Saudi Equities Fund	30/03/2016	3.4%	-20.9%	-	-	-	-
Saudi Kuwaiti Finance House: Baitk AlWaed Saudi Equity Fund	30/03/2016	2.9%	-26.8%	-	-	-	-
NCB: Al-Ahli Freestyle Saudi Equity Fund	31/03/2016	2.8%	-21.4%	-	-	-	-
Audi Capital: AUDI FREESTYLE SAUDI EQUITY FUND	31/03/2016	1.9%	-	-	-	-	-
MEFIC: Local Equity Fund	31/03/2016	1.5%	-	-	-	-	-
EFG Hermes Hasaad Freestyle Saudi Equity Fund	30/03/2016	2.4%	-	-	-	-	-
KSB: KSB Freestyle Saudi Equity Fund	30/03/2016	3.3%	-	-	-	-	-
SAMBA: Al Ataa GCC Equity Fund	30/03/2016	0.4%	-	-	-	-	-
Al Rajhi Capital: Al Rajhi Saudi Equity income Fund	30/03/2016	1.8%	-	-	-	-	-
WASATAH: Wasatah Saudi Equity Fund	31/03/2016	1.2%	-	-	-	-	-
Derayah: Derayah FreeStyle Saudi Equity fund	31/03/2016	0.2%	-	-	-	-	-

Average Performance of Saudi Shariah Compliant Funds	-	1.7%	-25.5%	-24.4%	3.4%	29.5%	39.7%
S&P Saudi Arabia Shariah Index	31/03/2016	1.4%	-27.1%	-36.8%	-18.6%	-7.8%	-17.9%

Source of statistics: Tadawul and Osool & Bakheet Investment Company.



# صندوق أصول و بخت للمتاجرة بالأسهم السعودية Osool & Bakheet Saudi Trading Equity Fund

Monthly Report

Version no. 107

March 2016

## Monthly Analysis

Tadawul all share index (TASI) closed at 6223.13, increased 2.15% in March. Hotel & Tourism and Media & Publishing sectors were the worst in performance this month, both sectors decreased 5.99% and 5.38%, respectively. On the other hand, Real Estate development and Insurance Sectors both increased by 10.58% and 9.64% respectively.

Regarding performance on stocks level, Both MetLife AIG ANB Cooperative Insurance and Halwani Brothers Co. stocks were the worst performers this month, both decreased 33.01% and 15.30%, respectively. On the other hand, Both Saudi Indian Company for Cooperative Insurance and mobile Telecommunication Co. SA were the best performers this month. Both increased 127.14% and 34.10%, respectively.

As for the leading stocks, SABIC and National Commercial Bank have increased by 2.90% and 2.70% respectively. On the other hand, Al Rajhi Bank decreased by 3.85%.

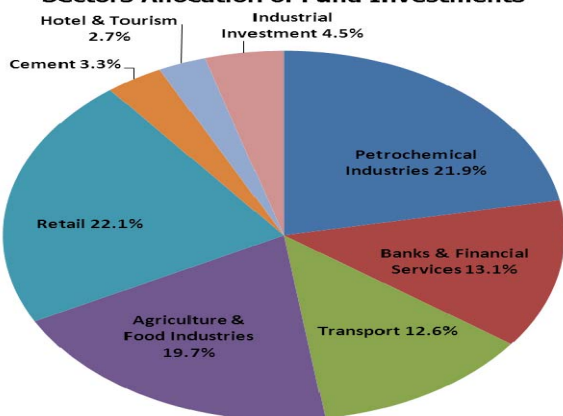
On the global level, Morgan Stanley Capital International (MSCI) index increased in March by 6.52%. For the US market, S&P500 index increased by 6.60% and Dow Jones Industrial index increased by 7.08%.

For the European markets CAC 40 and DAX 30 showed an increase by 0.72% and 4.95% respectively. Also FTSE 100 increased by 1.28%.

In commodities markets, the ounce of gold decreased by 0.44% and silver's ounce increased by 3.65%, and Brent crude oil barrel increased by 3.44% to settle at \$37.31 per barrel by the end of the month.

The unit price of, "Osool & Bakheet Saudi Trading Equity Fund" Has increased during the month of March by 4.06% (increased by 83.57% since inception), where the benchmark "S&P Saudi Shariah index" increased by 1.41% (decreased by 17.88% since fund inception).

### Sectors Allocation of Fund Investments



### Top holding companies

Advanced Petrochemical Co.

Al Rajhi Bank

Saudi Basic Industries Corp.

United International Transportation Co.

Dallah Healthcare Holding Company

Important Notice: Osool & Bakheet Investment Company "OBIC" has made the best efforts to ensure that data collected hereby is true and accurate, even though, "OBIC" does not guarantee this information nor indemnify any unintentional error involved. The information mentioned here is not considered an advertisement for Osool & Bakheet products, nor does it offer an advice to buy, sell, or commit any investment actions. Investing in equities or any other investment instruments linked to equities, such as mutual funds, involves high volatility reflecting high degree of risk and therefore we recommend to always consult with a qualified financial advisor before investing in these instruments. In addition, we would like to note that the historical performance for any financial instruments or the benchmark does not reflect and could not be considered as a guide for the future performance, and OBIC does not guarantee that this performance will repeat or be the same in the future. To get the Terms and Conditions and see all the details related to Osool & Bakheet Investment company funds and products please visit our website: [www.obic.com.sa](http://www.obic.com.sa) or kindly visit us at OBIC office in 7th floor of Akaria Building No.3, Olaya Street.

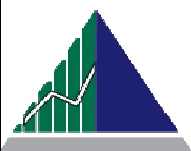
Phone: +966-11-4191797

Fax: +966-11-4191899

P.O. Box 63762 Riyadh 11526

CMA License: 08126-07

[www.obic.com.sa](http://www.obic.com.sa)



شركة أصول و بخت الاستثمارية  
Osool & Bakheet Investment Company