



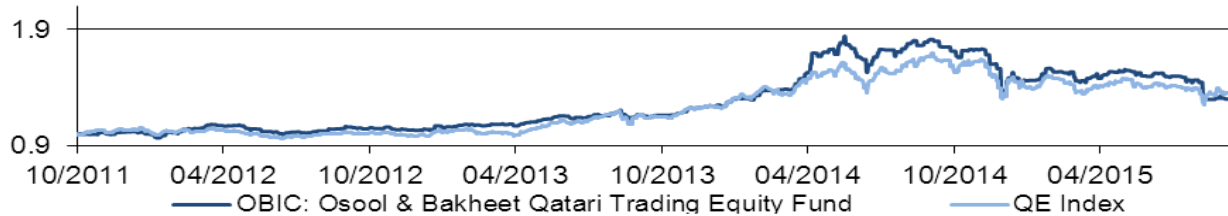
صندوق أصول و بخت للمتاجرة بالأسهم القطرية Osool & Bakheet Qatari Trading Equity Fund

Monthly Report

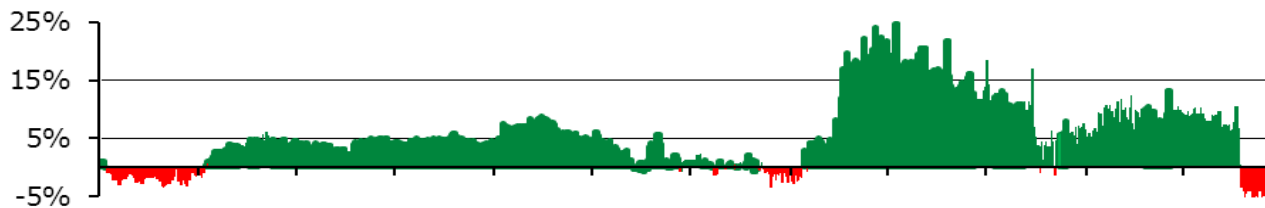
Version no. 47

September 2015

Fund Performance



Value added% (Fund performance – Benchmark Performance)



*The benchmark does not necessarily reflect all the fund's constituents, because this benchmark is calculated by a third party, and its constituents are defined by an independent sharia committee

Main Features of the Fund

Osool & Bakheet Qatari Trading Equity Fund invests in companies' stocks listed in the Qatari stock exchange. The Fund Manager may invest up to 15% of the Fund's assets in equities of regional and international companies participating in Qatar's economic activities. All investments should be compliant with the Shariah criteria set forth by the shariah supervisory committee.

Unit price (as of 30/09/2015) :	1.30 SAR	Minimum subscription:	SAR 5,000
Net asset value of the fund :	6.84 Million SAR	Minimum subscription or redemption:	SAR 5,000
Currency:	Saudi Riyal	Subscription fees:	None
Activity:	Qatar Equity, Shariah Compliant	Maximum redemption fees:	None
Valuation frequency:	Twice a Week	Management fees:	1.75%
Start date:	18/10/2011	Other fees:	Custody fees of 0.5% annual and early redemption of 0.5%
Issuing Price:	SAR 1.00 (One Saudi Riyal)	Benchmark:	QE Index

Fund Performance versus Benchmark Performance

Fund	Last valuation date	MTD	1 year	2 years	3 years	Since inception
OBIC: Osool & Bakheet Qatari Trading Equity Fund	29/09/2015	-0.3%	-26.0%	12.7%	23.6%	29.5%
QE Index	30/09/2015	-0.9%	-16.5%	19.3%	34.7%	35.4%

Source of statistics: Qatar Stock Exchange , and Osool & Bakheet Investment Company



صندوق أصول و بخيت للمتاجرة بالأسهم القطرية Osool & Bakheet Qatari Trading Equity Fund

Monthly Report

Version no. 47

September 2015

Monthly Analysis

The QE index has been decreased by 0.85% in September comparing to the previous month. The majority sectors that decreased were Insurance and Industrial sectors by 4.14% and 3.57% respectively. On the other hand, the sectors that show an increased are Telecommunication and Transportation sectors by 6.24% and 1.92% respectively.

As for stocks level performance, Qatari Investors Group and industries Qatar were the worst performers this month, both decreased by 9.28% and 7.52%, respectively. On the other hand, both Ooredoo and Gulf International Services Co were the best performers this month, both increased by 10.79% and 8.33%, respectively.

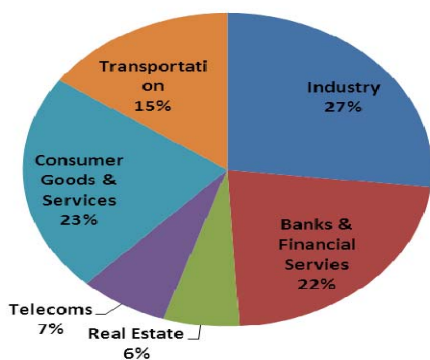
On the global level, Morgan Stanley Capital International (MSCI) index decreased in September by 3.86%. For the US market, S&P500 index and Dow Jones Industrial index both decreased by 2.64% and 1.47%, respectively.

For the European markets FTSE 100, CAC 40 and DAX 30 showed a decrease by 2.98%, 4.25% and 5.84%, respectively.

In commodities markets, the ounce of gold decreased by 1.72% and silver's ounce decreased by 0.58%, while Brent crude oil barrel decreased by 3.03% to settle at \$47.04 per barrel by the end of the month.

The unit price of, "Osool & Bakheet Qatari Trading Equity Fund" decreased during the month of September by 0.26 % (increased by 29.51 % since inception), where the benchmark "QE index" decreased by 0.85% (increased by 35.36 % since fund inception).

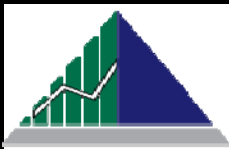
Sectors Allocation of Fund Investments



Top holding companies

Industries Qatar
Qatar Gas Transport Co
Qatar Islamic Bank
Medicare Group
Qatar National Navigation and Transport Company

Important Notice: Osool & Bakheet Investment Company "OBIC" has made the best efforts to ensure that data collected hereby is true and accurate, even though, "OBIC" does not guarantee this information nor indemnify any unintentional error involved. The information mentioned here is not considered an advertisement for Osool & Bakheet products, nor does it offer an advice to buy, sell, or commit any investment actions. Investing in equities or any other investment instruments linked to equities, such as mutual funds, involves high volatility reflecting high degree of risk and therefore we recommend to always consult with a qualified financial advisor before investing in these instruments. In addition, we would like to note that the historical performance for any financial instruments or the benchmark does not reflect and could not be considered as a guide for the future performance, and OBIC does not guarantee that this performance will repeat or be the same in the future. To get the Terms products please visit our website: www.obic.com.sa or kindly visit us at OBIC office in 7th floor of Akaria Bulding No.3, Olaya Street Conditions and see all the details and related to Osool & Bakheet Investment Company funds and products please visit our website: www.obic.com.sa or kindly visit us at OBIC office in 7th floor of Akaria Bulding No.3, Olaya Street



شركة أصول و بخيت الاستثمارية
Osool & Bakheet Investment Company

Phone: +966-11-4191797
Fax: +966-11-4191899
P.O. Box 63762 Riyadh 11526
CMA License: 08126-07
www.obic.com.sa