



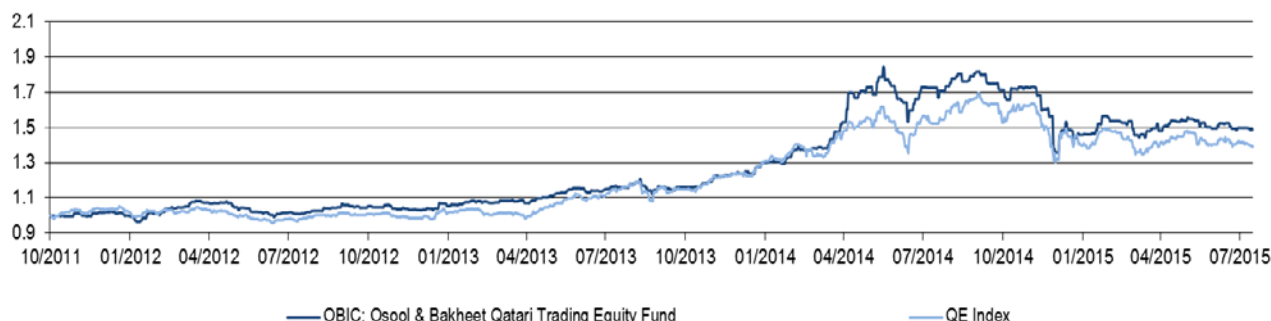
صندوق أصول و بخيت للمتاجرة بالأسهم القطرية Osool & Bakheet Qatari Trading Equity Fund

Monthly Report

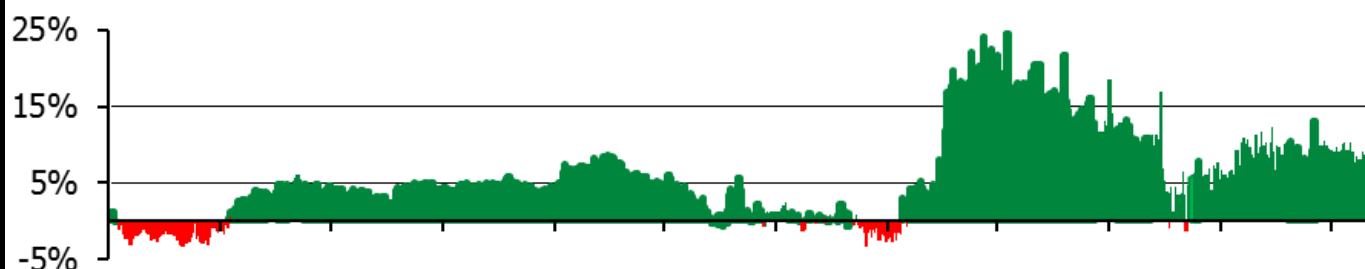
Version no. 45

July 2015

Fund Performance



Value added% (Fund performance – Benchmark Performance)



*The benchmark does not necessarily reflect all the fund's constituents, because this benchmark is calculated by a third party, and its constituents are defined by an independent sharia committee

Main Features of the Fund

Osool & Bakheet Qatari Trading Equity Fund invests in companies' stocks listed in the Qatari stock exchange. The Fund Manager may invest up to 15% of the Fund's assets in equities of regional and international companies participating in Qatar's economic activities. All investments should be compliant with the Shariah criteria set forth by the shariah supervisory committee.

Unit price (as of 28/07/2015) :	1.49 SAR	Minimum subscription:	SAR 5,000
Net asset value of the fund :	SAR 7.88 Million	Minimum subscription or redemption:	SAR 5,000
Currency:	Saudi Riyal	Subscription fees:	None
Activity:	Qatar Equity, Shariah Compliant	Maximum redemption fees:	None
Valuation frequency:	Twice a Week	Management fees:	1.75%
Start date:	18/10/2011	Other fees:	Custody fees of 0.5% annual and early redemption of 0.5%
Issuing Price:	SAR 1.00 (One Saudi Riyal)	Benchmark:	QE Index

Fund Performance versus Benchmark Performance

Fund	Last valuation date	MTD	1 year	2 years	3 years	Since inception
OBIC: Osool & Bakheet Qatari Trading Equity Fund	28/07/2015	-2.4%	-13.7%	28.4%	47.2%	48.8%
QE Index	30/07/2015	-3.4%	-8.5%	21.4%	42.0%	39.1%

Source of statistics: Qatar Stock Exchange , and Osool & Bakheet Investment Company



صندوق أصول و بخيت للمتاجرة بالأسهم القطرية Osool & Bakheet Qatari Trading Equity Fund

Monthly Report

Version no. 45

July 2015

Monthly Analysis

The QE index has been decreased by 3.41% in July comparing to the previous month. The majority sectors that decreased were Telecom and Industrial sectors by 6.14% and 5.52% respectively. On the other hand, the sectors that show an increased are insurance and Transportation sectors by 1.09% and 0.30% respectively.

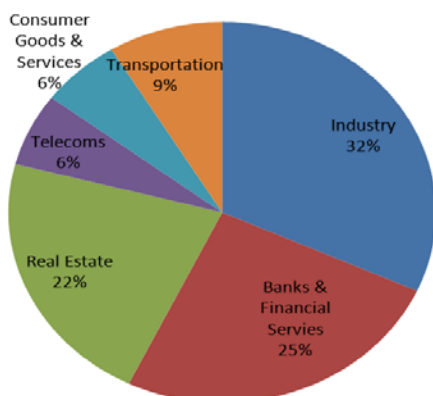
As for stocks level performance, Gulf International Services Co and National Leasing Company were the worst performers this month, both decreased by 13.75% and 13.18%, respectively. On the other hand, both Al Ahli Bank and Al Meera Consumer Goods Co. were the best performers this month, both increased by 7.45% and 7.04%, respectively.

On the global level, Morgan Stanley Capital International (MSCI) index increased in July by 1.73%. For the US market, S&P500 index and Dow Jones Industrial both increased by 1.97% and 0.40%, respectively. For the European markets FTSE 100, CAC 40 and DAX 30 shows an increased by 6.10%, 3.33% and 2.69%, respectively.

In commodities markets, the ounce of gold decreased by 6.56% and silver's ounce decreased by 6.08%, while Brent crude oil barrel decreased by 8.87% to settle at \$53.64 per barrel by the end of the month.

The unit price of, "Osool & Bakheet Qatari Trading Equity Fund" decreased during the month of July by 2.38 % (increased by 48.85% since inception), where the benchmark "QE index" decreased by 3.41% (increased by 39.13% since fund inception).

Sectors Allocation of Fund Investments



Top holding companies

Industries Qatar
Masraf Al Rayan
Ezdan Real Estate Co.
United Development Company
Aamal Company

Important Notice: Osool & Bakheet Investment Company "OBIC" has made the best efforts to ensure that data collected hereby is true and accurate, even though, "OBIC" does not guarantee this information nor indemnify any unintentional error involved. The information mentioned here is not considered an advertisement for Osool & Bakheet products, nor does it offer an advice to buy, sell, or commit any investment actions. Investing in equities or any other investment instruments linked to equities, such as mutual funds, involves high volatility reflecting high degree of risk and therefore we recommend to always consult with a qualified financial advisor before investing in these instruments. In addition, we would like to note that the historical performance for any financial instruments or the benchmark does not reflect and could not be considered as a guide for the future performance, and OBIC does not guarantee that this performance will repeat or be the same in the future. To get the Terms and



شركة أصول و بخيت الاستثمارية
Osool & Bakheet Investment Company

Phone: +966-11-4191797
Fax: +966-11-4191899
P.O. Box 63762 Riyadh 11526
CMA License: 08126-07
www.obic.com.sa