



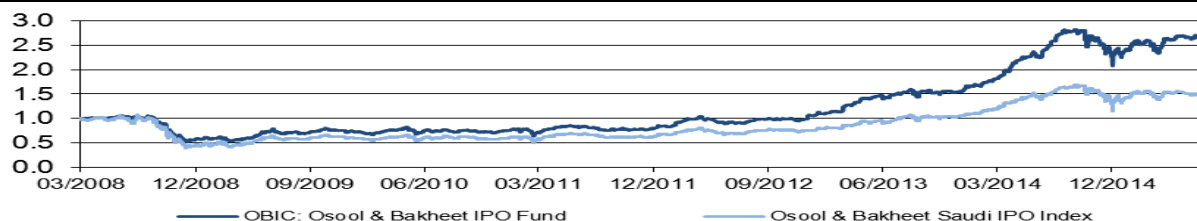
صندوق أصول و بخت للإصدارات الأولية Osool & Bakheet IPO Fund

Monthly Report

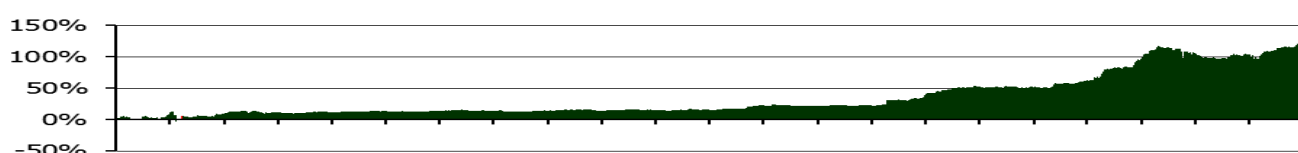
Version no.87

July 2015

Fund Performance



Value added% (Fund performance – Benchmark Performance)



Main Features of the Fund

The Fund is primarily designed to maximize capital growth through achieving positive returns. The Fund mainly invests in initial public offerings of shares of Saudi joint companies during the first three years of trading. In addition, the fund manager is allowed to invest maximum 25% of the fund assets in small and medium cap companies' stocks.

Unit price (as of 30/07/2015) :	2.64 SAR	Minimum subscription:	SAR 10,000
Net asset value of the fund :	SAR 630.79 Million	Minimum subscription or redemption:	SAR 10,000
Currency:	Saudi Riyal	Subscription fees:	None
Activity:	Saudi Equity, IPOs	Maximum redemption fees:	None
Valuation frequency:	Daily	Management fees:	2%
Start date:	16/03/2008	Other fees:	Custody fees of 0.5% annual and early redemption of 1.75%
Issuing Price:	SAR 1.00 (One Saudi Riyal)	Benchmark:	Osool & Bakheet Saudi IPO Index

Fund Performance versus Benchmark and Competitors Performance

Fund	Last valuation date	MTD	1 year	2 years	3 years	5 years	Since inception
OBIC: Osool & Bakheet IPO Fund	30/07/2015	-1.7%	2.1%	73.3%	177.6%	245.6%	163.8%
KSB: KSB IPO Fund	30/07/2015	-2.5%	11.0%	69.9%	133.3%	201.2%	-
Falcom: Falcom IPO Fund	26/07/2015	6.0%	15.3%	67.6%	127.1%	359.3%	-
Arbah Capital: Arbah IPO Fund	29/07/2015	1.3%	16.0%	66.9%	127.7%	-	-
MEFIC: MEFIC IPO FUND	30/07/2015	-1.7%	17.2%	-	-	-	-
Saudi Kuwaiti Finance House: Baitk IPO Fund	28/07/2015	-1.1%	17.1%	-	-	-	-
Mulkia: Mulkia IPO Fund	29/07/2015	2.4%	-	-	-	-	-
Audi Capital: AUDI IPO FUND	31/07/2015	-2.0%	-	-	-	-	-
SHB:SAUDI HOLLANDI FUND FOR INITIAL IPO	30/07/2015	-1.9%	-	-	-	-	-
Musharaka: Musharaka IPO Fund	30/07/2015	-0.1%	-	-	-	-	-
BMK: BMK IPO Fund	29/07/2015	1.9%	-	-	-	-	-
ASHMORE: ASHMORE IPO FUND	29/07/2015	-0.2%	-	-	-	-	-
Muscat Capital: Muscat Capital IPO Fund	29/07/2015	3.2%	-	-	-	-	-
Blom: Blom Saudi IPO Fund	29/07/2015	0.6%	-	-	-	-	-
Al-Khair Capital: Al-khair Capital IPOs Fund	29/07/2015	-1.7%	-	-	-	-	-
Alinma: Alinma IPO Fund	29/07/2015	1.0%	-	-	-	-	-
Derayah: Derayah IPO Fund	30/07/2015	1.1%	-	-	-	-	-
Al-Nefaie: Al-Nefaie IPO Fund	29/07/2015	-0.8%	-	-	-	-	-
Average Performance of IPO Funds	-	0.2%	13.1%	69.4%	141.4%	268.7%	163.8%
Osool & Bakheet Saudi IPO Index*	30/07/2015	-2.3%	-4.7%	43.8%	100.4%	134.8%	46.4%

*Calculated by S&P DOW JONES INDICES, Source of statistics: Tadawul and Osool & Bakheet Investment Company



صندوق أصول و بخت للإصدارات الأولية Osool & Bakheet IPO Fund

Monthly Report

Version no.87

July 2015

IPOs during the month

Company name	Sector	Listing date D/M/Y	Offering Size Million SAR	Allocated to funds		Highest price during the month	Change over the IPO price
				(%)	Million SAR		
-	-	-	-	-	-	-	-

Monthly Analysis

Tadawul all share index (TASI) closed at 9098.27, increased 0.13% in July. Most sectors within the index were decreased. Transport and Retail sectors were the worst in performance this month, both sectors decreased 6.14% and 3.80%, respectively. On the other hand, both Insurance and Energy & Utilities sectors were the best performers this month. Both increased 7.09% and 4.90%, respectively.

As for stocks level performance, Both Saudi Real Estate Co. and Alinma Tokio Marine Co. stocks were the worst performers this month, both decreased 12.95% and 11.46%, respectively. On the other hand, Both The Company for Cooperative Insurance and Al Alamiya for Cooperative Insurance Co. were the best performers this month. Both increased 15.52% and 14.74%, respectively.

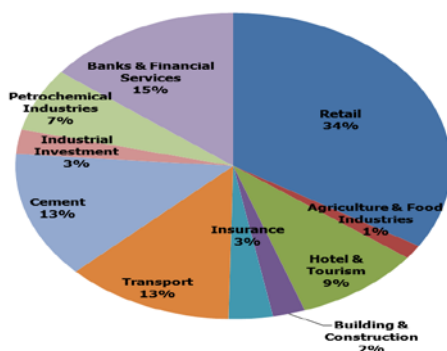
As for the leader stocks AL-Rajhi bank and SABIC and STC has increased by 7.09% and 1.78% and 1.60% respectively.

On the global level, Morgan Stanley Capital International (MSCI) index increased in July by 1.73%. For the US market, S&P500 index and Dow Jones Industrial both increased by 1.97% and 0.40%, respectively. For the European markets FTSE 100, CAC 40 and DAX 30 shows an increased by 6.10%, 3.33% and 2.69%, respectively.

In commodities markets, the ounce of gold decreased by 6.56% and silver's ounce decreased by 6.08%, while Brent crude oil barrel decreased by 8.87% to settle at \$53.64 per barrel by the end of the month.

The unit price of, "Osool & Bakheet IPO Fund" was decreased during the month of July by 1.70% (increased by 163.80% since inception), where the benchmark "Osool & Bakheet Saudi IPO index" decreased by 2.26% (increased by 46.36% since fund inception).

Sectors Allocation of Fund Investments



Top holding companies

National Commercial Bank
Saudi Ground Services Co.
Al Hammadi Development & Investment
Dallah Healthcare Holding Company
Al Hokair Group

Important Notice: Osool & Bakheet Investment Company "OBIC" has made the best efforts to ensure that data collected hereby is true and accurate, even though, "OBIC" does not guarantee this information nor indemnify any unintentional error involved. The information mentioned here is not considered an advertisement for Osool & Bakheet products, nor does it offer an advice to buy, sell, or commit any investment actions. Investing in equities or any other investment instruments linked to equities, such as mutual funds, involves high volatility reflecting high degree of risk and therefore we recommend to always consult with a qualified financial advisor before investing in these instruments. In addition, we would like to note that the historical performance for any financial instruments or the benchmark does not reflect and could not be considered as a guide for the future performance, and OBIC does not guarantee that this performance will repeat or be the same in the future. To get the Terms and Conditions and see all the details related to Osool & Bakheet Investment Company funds and products please visit our website: www.obic.com.sa or kindly visit us at OBIC office in 7th floor of Akaria Bulding No.3, Olaya Street



شركة أصول و بخت الاستثمارية
Osool & Bakheet Investment Company

Phone: +966-11-4191797
Fax: +966-11-4191899
P.O. Box 63762 Riyadh 11526
CMA License: 08126-07
www.obic.com.sa