

Fund Objectives

The Fund's primary objective is to maximize capital growth by achieving a positive return versus its benchmark while minimizing potential risks through investing in Saudi Joint stock companies that are compliant with Shariah criteria. In addition, the fund manager is allowed to invest a maximum of 30% of the fund's net assets value in the Real estate investment funds and maximum of 30% of the fund's net assets value in companies that are listed in Saudi "Nomu - Parallel Market".

Fund Facts

Fund size (SAR)	20.3 M
Fund inception date	06/05/2007
Inception Unit Price (SAR)	1.00
Unit Price (SAR)	3.87
Change in Unit Price (%)	287%
Benchmark	S&P Saudi Arabia Shariah Index

Currency	SAR
Risk Profile	High
Fund Type	Open Ended

Fund Info	Value	%
Total Expense Ratio	69403.62	0.3%
Leverage Ratio	0	0.0%
Dealing Fees	4967.00	0.02%
Fund Manager Investments	0	0.0%
Dividends	0	0.0%
Total Units	5.25 M	
Total Net asset	20.3 M	
Ownership	%	
Equity	100%	
Usufruct Rights	0.0%	

Contact Information:

Tel:+966 11 419 1797
 Fax:+966 11 419 1899
 P.O.Box 63762
 Saudi Arabia - Riyadh 11526
www.obic.com.sa

Disclaimer: Osool & Bakheet Investment Company "OBIC" has made the best efforts to ensure that data collected hereby is true and accurate, even though, "OBIC" does not guarantee this information nor indemnify any unintentional error involved. The information mentioned here is not considered an advertisement for Osool & Bakheet products, nor does it offer an advice to buy, sell, or commit any investment actions. Investing in equities or any other investment instruments linked to equities, such as mutual funds, involves high volatility reflecting high degree of risk and therefore we recommend to always consult with a qualified financial advisor before investing in these instruments. In addition, we would like to note that the historical performance for any financial instruments or the benchmark does not reflect and could not be considered as a guide for the future performance, and OBIC does not guarantee that this performance will repeat or be the same in the future. To get the Terms and Conditions and see all the details related to Osool & Bakheet Investment company funds and products please visit our website: www.obic.com.sa or kindly visit us at OBIC office: Riyadh, King Fahad Road, Bahrain Tower, mezzanine floor.

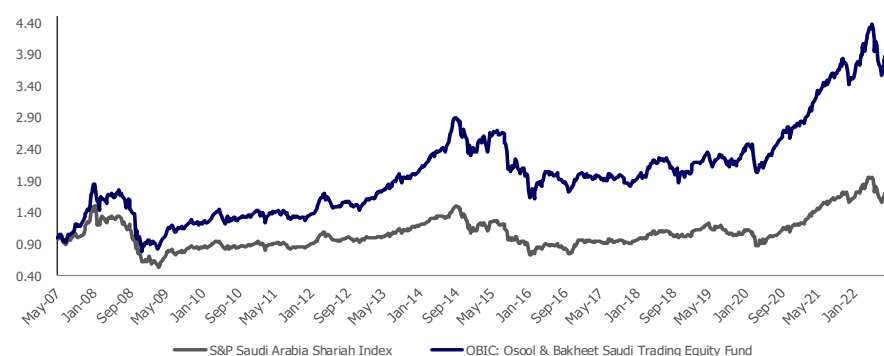
Performance

Net return	1 Month	3 Months	YTD	1 Year	3 Years	5 Years
Fund	0.99%	-5.59%	10.01%	8.30%	78.22%	97.52%
Benchmark	2.36%	-4.90%	6.04%	6.28%	61.76%	80.90%
Alpha	-1.37%	-0.69%	3.97%	2.02%	16.46%	16.62%

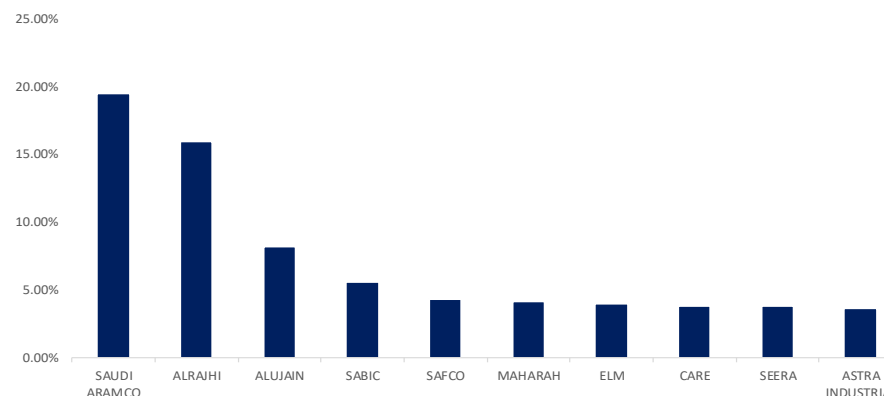
Fund Statistics

	1 Month	3 Months	YTD	1 Year	3 Years	5 Years
Standard Deviation	2.52%	7.49%	10.33%	12.35%	22.91%	27.31%
Sharpe Indicator	-0.81	-1.15	0.75	0.53	3.35	3.50
Beta	0.88	1.00	1.03	1.01	1.05	1.04
Tracking Error	0.72%	2.16%	4.36%	5.32%	18.04%	21.63%
Information Index	-1.91	-0.32	0.91	0.38	0.91	0.77

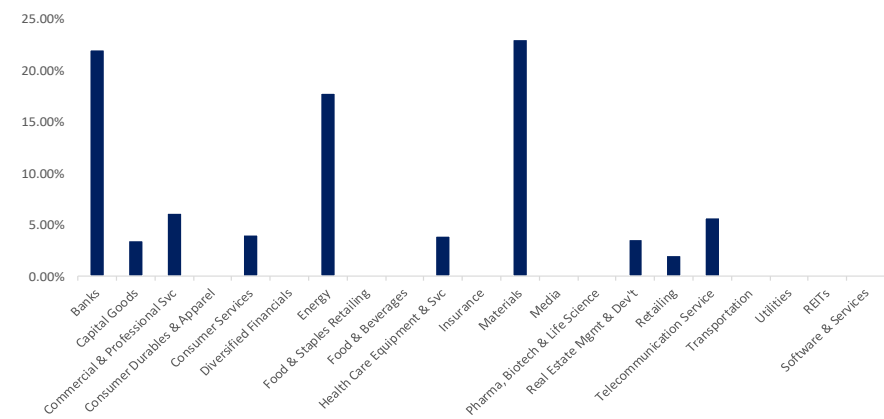
Fund Performance



Top 10 Positions as of the beginning of the period



Sector Exposure the beginning of the period



P.O.Box 63762

Saudi Arabia - Riyadh 11526

Fund Performance versus Benchmark and Competitors Performance

Fund	Last valuation date	MTD	YTD	1 Year	2 Years	3 Years	5 Years	10 Years	Since Inception
OBIC: Osool & Bakheet Saudi Trading Equity Fund	31/08/2022	1.0%	10.0%	8.3%	50.8%	78.2%	97.5%	145.4%	287.3%
Al Rajhi Capital: Al Rajhi Saudi Equity Fund	31/08/2022	5.6%	17.1%	22.4%	99.9%	119.5%	153.7%	223.5%	349.4%
Caam: Al-Saffa Saudi Equity Trading Fund	31/08/2022	5.3%	12.7%	14.1%	71.5%	80.3%	115.2%	193.1%	319.0%
FALCOM: Falcom Saudi Equity Fund	01/03/2022	-	15.6%	15.8%	66.6%	106.4%	117.7%	146.9%	307.8%
ANB: Al-Mubarak Saudi Equity Fund	31/08/2022	2.3%	19.9%	20.9%	76.3%	84.4%	112.8%	178.2%	270.4%
Alistithmar: SAIB Saudi Companies Fund	23/05/2022	-	11.7%	13.7%	82.9%	119.8%	148.5%	226.7%	269.8%
HSBC: HSBC Saudi Companies Equity Fund	31/08/2022	6.7%	21.2%	27.7%	85.0%	98.3%	127.0%	161.4%	226.3%
Aljazira Saudi Equities Fund	31/08/2022	5.4%	14.7%	12.8%	69.2%	88.3%	113.6%	223.4%	221.0%
NCB: Al-Ahli Saudi Trading Equity Fund	31/08/2022	5.5%	15.4%	20.1%	63.5%	80.5%	105.3%	132.5%	196.3%
Riyad Capital: Riyadh Saudi Equity Sharia Fund	29/08/2022	10.6%	19.0%	26.3%	82.8%	92.8%	125.8%	138.0%	179.9%
Alawwal invest: Al Yusr Saudi Equity Fund	31/08/2022	3.2%	12.2%	17.0%	66.3%	69.1%	83.2%	121.7%	154.2%
SAMBA: Al Raed Saudi Equity Fund	18/05/2022	-	18.7%	22.1%	80.4%	67.3%	85.2%	119.3%	134.5%
Caam: Saudi Fransi Capital Saudi Equity Income Fund	31/08/2022	4.5%	0.0%	-3.7%	29.4%	31.7%	39.3%	-	-
Al-Khair Capital: Al-khair Capital Saudi Equity Fund	31/08/2022	8.3%	9.7%	4.5%	39.4%	63.6%	58.1%	-	-
Alinma: Alinma Saudi Equity Fund	31/08/2022	6.4%	20.9%	24.7%	89.8%	99.5%	115.0%	181.1%	-
ITQAN Capital Saudi Equity Fund	31/08/2022	3.7%	5.0%	3.1%	15.6%	34.1%	-	-	-
Alpha Saudi Equity Fund	31/08/2022	8.4%	18.2%	18.9%	94.9%	114.2%	-	-	-
Al-Nefaie: Comprehensive Equity Fund	31/08/2022	4.7%	-16.1%	-24.0%	1.2%	3.4%	-2.4%	-	-
Ji: Jadwa Saudi Equity Fund - Class B	31/08/2022	5.5%	10.0%	13.0%	63.3%	93.8%	145.6%	307.4%	-
Ji: Jadwa Saudi Equity Fund - Class A	31/08/2022	5.6%	10.6%	13.9%	65.9%	98.4%	155.2%	-	-
Ji: Jadwa Saudi Equity Fund - Class C	31/08/2022	5.7%	10.8%	14.3%	67.0%	100.2%	159.0%	-	-
Audi Capital: Saudi Opportunities Fund	30/08/2022	5.6%	6.0%	3.1%	55.0%	61.1%	79.4%	-	-
Tharwat Saudi Equity Fund	31/08/2022	6.1%	15.5%	13.0%	14.4%	12.6%	-0.5%	-	-
Musharaka: Musharaka Saudi Equity Fund	30/08/2022	3.9%	19.6%	19.6%	64.7%	83.8%	38.5%	-	-
WASATAH: Wasatah Saudi Equity Fund	15/09/2021	-	-	-0.1%	37.0%	47.3%	58.3%	-	-
GIB:Opportunistic Saudi Equity Fund - Class (B)	30/08/2022	9.2%	15.8%	21.2%	78.1%	94.1%	-	-	-
GIB:Opportunistic Saudi Equity Fund - Class (C)	30/08/2022	9.3%	16.9%	22.9%	83.3%	102.5%	-	-	-
Alawwal: Saudi Equity Fund	30/08/2022	1.3%	25.0%	37.1%	87.8%	104.7%	106.7%	180.0%	-
Average Performance of Saudi Shariah Compliant Funds		5.6%	13.2%	14.4%	63.6%	79.6%	97.4%	178.6%	243.0%
S&P Saudi Arabia Shariah Index	31/08/2022	2.4%	6.0%	6.3%	56.1%	61.8%	80.9%	71.5%	72.0%

Disclaimer:

Osool & Bakheet Investment Company "OBIC" has made the best efforts to ensure that data collected hereby is true and accurate, even though, "OBIC" does not guarantee this information nor indemnify any unintentional error involved. The information mentioned here is not considered an advertisement for Osool & Bakheet products, nor does it offer an advice to buy, sell, or commit any investment actions. Investing in equities or any other investment instruments linked to equities, such as mutual funds, involves high volatility reflecting high degree of risk and therefore we recommend to always consult with a qualified financial advisor before investing in these instruments. In addition, we would like to note that the historical performance for any financial instruments or the benchmark does not reflect and could not be considered as a guide for the future performance, and OBIC does not guarantee that this performance will repeat or be the same in the future. To get the Terms and Conditions and see all the details related to Osool & Bakheet Investment company funds and products please visit our website: www.obic.com.sa or kindly visit us at OBIC office: Riyadh, King Fahad Road, Bahrain Tower, mezzanine floor.

T. +966 11 419 1797
F. +966 11 419 1899

P.O.Box 63762
Saudi Arabia - Riyadh 11526

Info@obic.com.sa
www.obic.com.sa

شركة مساهمة مقفلة برأس مال 60 مليون ريال مدفوعة بالكامل ومقرها الرئيسي بالرياض، ترخيص هيئة السوق المالية رقم (08126-07)، سجل تجاري رقم 1010219805، رقم العضوية في الغرفة التجارية: 167366
Saudi Joint Stock Company, Paid up Capital SAR 60 Million, based in Riyadh CMA License 08126-07, CR:1010219805,