

Fund Objectives

The Fund is primarily designed to maximize capital growth through achieving positive returns, benchmarked by Osool & Bakheet Saudi IPO Index (calculated by S&P). The Fund mainly invests in initial public offerings of shares of Saudi joint companies during the first five years of trading or the last 20 listed companies. In addition, the fund manager is allowed to invest maximum 50% of the fund's net assets value in small and medium cap companies' stocks and maximum of 30% of the fund's net assets value in the REITs and maximum of 30% of the fund's net assets value in companies that are listed in Saudi "Nomu - Parallel Market".

Fund Facts

Fund size (SAR)	52.5 M
Fund inception date	15/03/2008
Inception Unit Price (SAR)	1.00
Unit Price (SAR)	2.63
Change in Unit price (%)	163%
Benchmark	Osool&Bakheet Saudi IPO Index
Currency	SAR
Risk Profile	High
Fund Type	Open Ended

Fund Info	Fund	%
Total Expense Ratio	115,775.39	0.22%
Leverage Ratio	0.00	0.00%
Dealing Fees	2,244	0.00%
Fund Manager Investme	0.0%	0.00%
Dividends	0.0%	0.00%
Total Units	16.91 M	
Total Net Asset	52.5 M	
Ownership		%
Equity		100.00%
Usufruct Rights		0.00%

Contact Information:

Tel:+966 11 419 1797
Fax:+966 11 419 1899
P.O.Box 63762
Saudi Arabia - Riyadh 11526
www.obic.com.sa

Disclaimer: Osool & Bakheet Investment Company "OBIC" has made the best efforts to ensure that data collected hereby is true and accurate, even though, "OBIC" does not guarantee this information nor indemnify any unintentional error involved. The information mentioned here is not considered an advertisement for Osool & Bakheet products, nor does it offer an advice to buy, sell, or commit any investment actions. Investing in equities or any other investment instruments linked to equities, such as mutual funds, involves high volatility reflecting high degree of risk and therefore we recommend to always consult with a qualified financial advisor before investing in these instruments. In addition, we would like to note that the historical performance for any financial instruments or the benchmark does not reflect and could not be considered as a guide for the future performance, and OBIC does not guarantee that this performance will repeat or be the same in the future. To get the Terms and Conditions and see all the details related to Osool & Bakheet Investment company funds

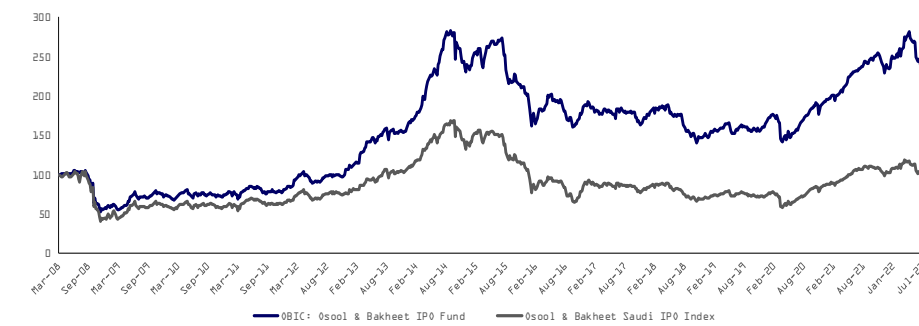
Performance

	1 Month	3 Months	YTD	1 Year	3 Years	5 Years
Fund	5.50%	-7.37%	11.19%	8.38%	60.62%	45.25%
Benchmark	7.18%	-5.47%	9.17%	1.84%	44.17%	28.72%
Alpha	-1.68%	-1.90%	2.02%	6.54%	16.45%	16.53%

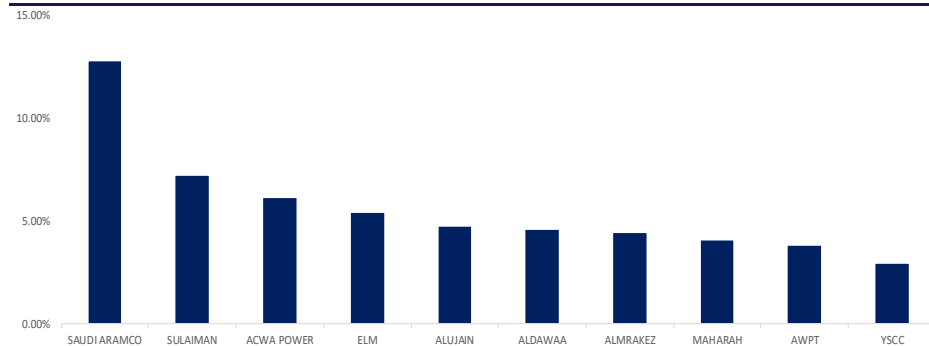
Fund Statistics

	1 Month	3 Months	YTD	1 Year	3 Years	5 Years
Standard Deviation	3.46%	6.20%	9.62%	11.66%	22.83%	27.00%
Sharpe Indicator	0.75	-1.66	0.94	0.58	2.59	1.61
Beta	1.01	0.95	0.95	0.94	0.88	0.88
Tracking Error	1.10%	2.18%	3.20%	4.03%	7.37%	8.71%
Information Index	-1.52	-0.87	0.63	1.62	2.23	1.90

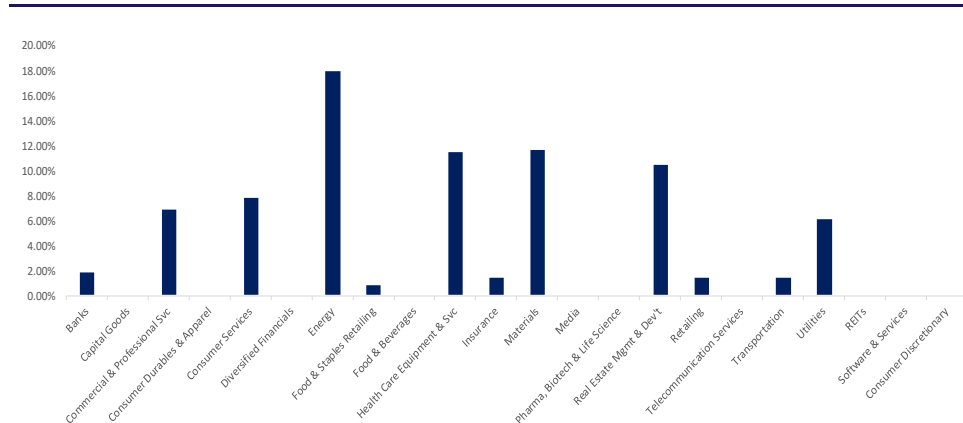
Fund Performance



Top 10 Positions as of the beginning of the period



Sector Exposure as of the beginning of the period



P.O.Box 63762

Saudi Arabia - Riyadh 11526

على برأس مال 60 مليون ريال مدفوعة بالكامل ومقرها الرئيسي بالرياض، ترخيص هيئة السوق المالية رقم (08126-07)، سجل تجاري رقم 1010219805، رقم العنونة في الغرفة التجارية - الرياض 11526، رقم التسجيل 167366، رقم الترخيص 08126-07، رقم الحساب 167366، رقم الإيداع 167366، رقم الترخيص 08126-07، رقم الحساب 167366، رقم الإيداع 167366

Info@obic.com.sa
www.obic.com.sa

+966 11 419 1797
+966 11 419 1899

Fund Performance versus Benchmark and Competitors Performance

Fund	Last valuation date	MTD	YTD	1 Year	2 Years	3 Years	5 Years	10 Years	Since Inception
OBIC: Osool & Bakheet IPO Fund	31/07/2022	6.5%	12.2%	9.4%	55.2%	62.1%	46.6%	176.5%	162.7%
BMK IPO Fund	20/07/2022	1.1%	2.9%	3.2%	4.5%	0.6%	1.0%	-	-
Average Performance of IPO Funds		3.8%	7.6%	6.3%	29.8%	31.3%	23.8%	176.5%	162.7%
Osool & Bakheet Saudi IPO Index	31/07/2022	7.2%	9.2%	1.8%	53.5%	44.2%	28.7%	51.7%	10.8%

Disclaimer:

Osool & Bakheet Investment Company "OBIC" has made the best efforts to ensure that data collected hereby is true and accurate, even though, "OBIC" does not guarantee this information nor indemnify any unintentional error involved. The information mentioned here is not considered an advertisement for Osool & Bakheet products, nor does it offer an advice to buy, sell, or commit any investment actions. Investing in equities or any other investment instruments linked to equities, such as mutual funds, involves high volatility reflecting high degree of risk and therefore we recommend to always consult with a qualified financial advisor before investing in these instruments. In addition, we would like to note that the historical performance for any financial instruments or the benchmark does not reflect and could not be considered as a guide for the future performance, and OBIC does not guarantee that this performance will repeat or be the same in the future. To get the Terms and Conditions and see all the details related to Osool & Bakheet Investment company funds and products please visit our website: www.obic.com.sa or kindly visit us at OBIC office: Riyadh, King Fahad Road, Bahrain Tower, mezzanine floor.

T. +966 11 419 1797
F. +966 11 419 1899

P.O.Box 63762
Saudi Arabia - Riyadh 11526

Info@obic.com.sa
www.obic.com.sa

شركة مساهمة مغلقة برأس مال 60 مليون ريال مدفوعة بالكامل ومقرها الرئيسي بالرياض، ترخيص هيئة السوق المالية رقم (08126-07)، سجل تجاري رقم 1010219805، رقم العضوية في الغرفة التجارية: 167366
Saudi Joint Stock Company, Paid up Capital SAR 60 Million, based in Riyadh CMA License 08126-07, CR:1010219805,